


3.3.5 Number of books and chapters in edited volumes/books published and papers in national/international conference proceedings per teacher during the last five years.

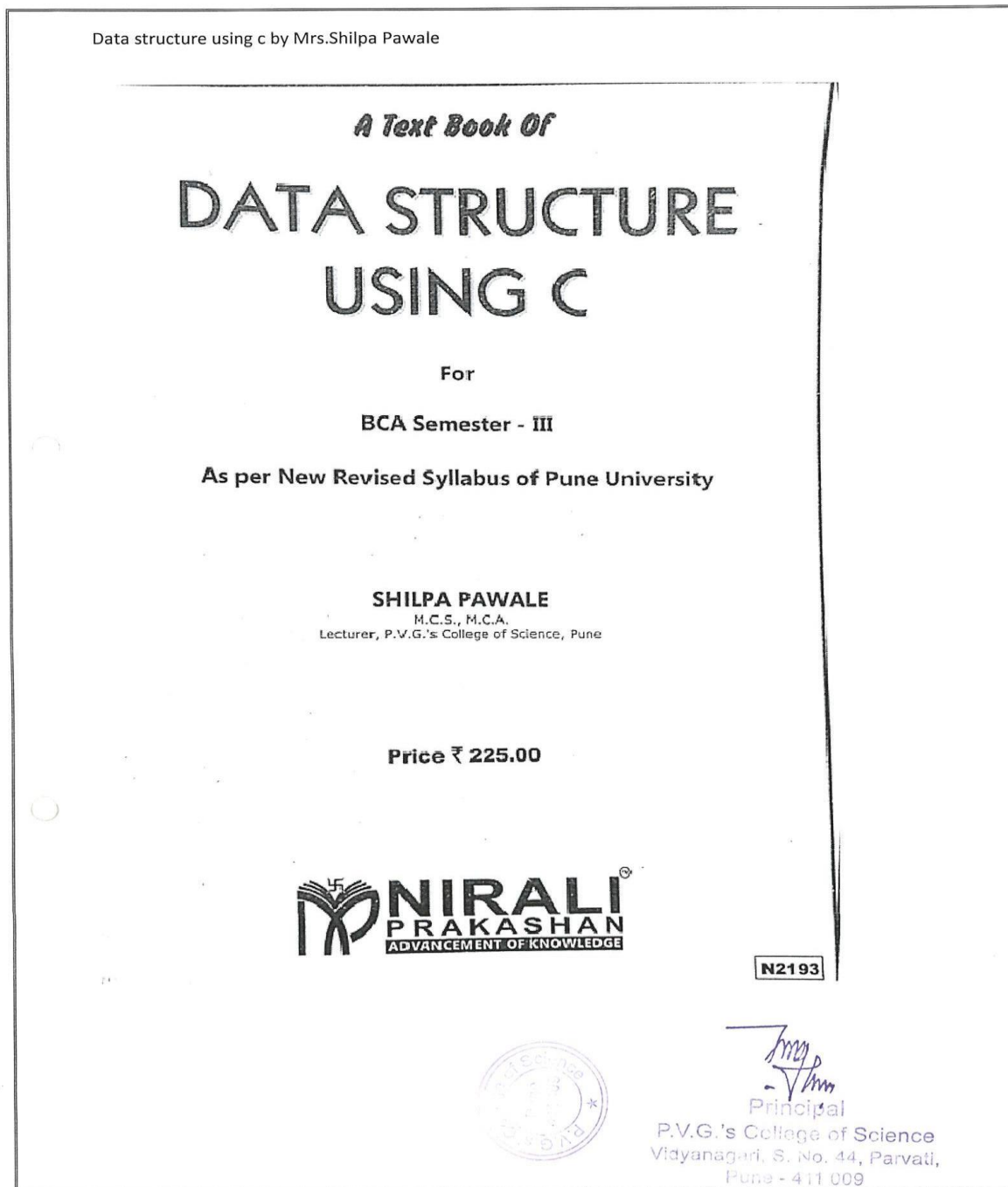
Data Structure using C by Mrs.Shilpa Pawale



Principal
P.V.G.'s College of Science
Vidyanagari, S. No. 44, Parvati,
Pune - 411 009

3.3.5 Number of books and chapters in edited volumes/books published and papers in national/international conference proceedings per teacher during the last five years.

Data Structure using C by Mrs.Shilpa Pawale



3.3.5 Number of books and chapters in edited volumes/books published and papers in national/international conference proceedings per teacher during the last five years.

Data structure using c by Mrs.Shilpa Pawale

Contents ...


1. Basic Concept and Introduction to Data Structure	1.1 - 1.44
2. Searching and Sorting Techniques	2.1 - 2.32
3. Linked List	3.1 - 3.56
4. Stack and Queue	4.1 - 4.62
5. Trees	5.1 - 5.62
6. Graphs	6.1 - 6.42



Principal
P.V.G.'s College of Science
Vidyanagari, G. No. 44, Parvati,
Pune - 411 009

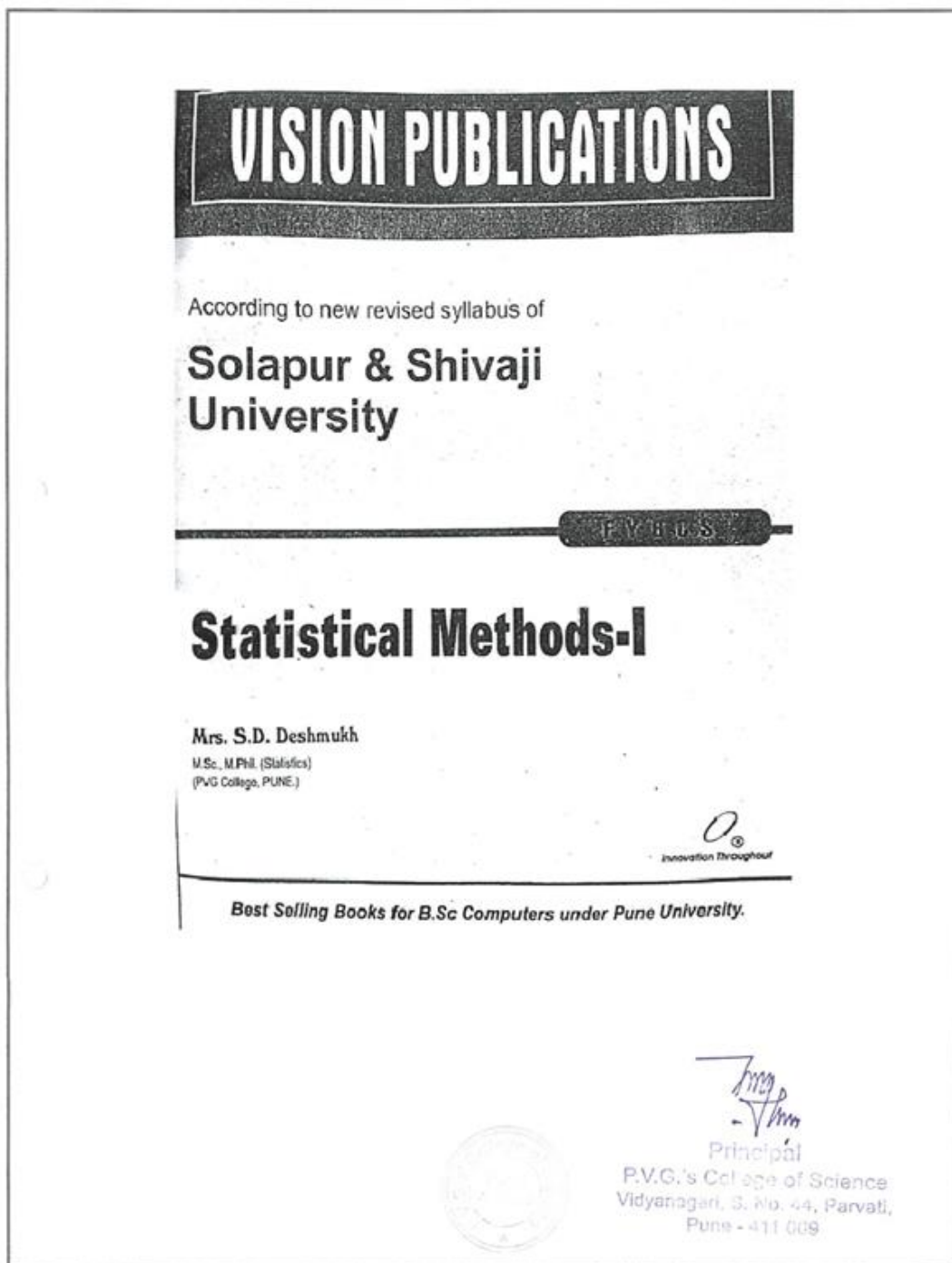
3.3.5 Number of books and chapters in edited volumes/books published and papers in national/international conference proceedings per teacher during the last five years.

Statistical Methods - I by Mrs.Surekha Deshmukh



3.3.5 Number of books and chapters in edited volumes/books published and papers in national/international conference proceedings per teacher during the last five years.

Statistical Methods - I by Mrs.Surekha Deshmukh





3.3.5 Number of books and chapters in edited volumes/books published and papers in national/international conference proceedings per teacher during the last five years.

CONTENTS

1. INTRODUCTION TO STATISTICS -----	1.1
1.1 Introduction	1.1
1.2 Definition of Statistics	1.1
1.3 Importance of Statistics	1.3
1.4 Scope of Statistics	1.3
2. POPULATION AND SAMPLE -----	2.1
2.1 Introduction	2.1
2.2 Population and Sample	2.1
2.3 Types and Methods of Sampling	2.3
2.3.1 Simple Random Sampling (SRS)	2.4
2.3.2 Stratified Random Sampling	2.5
2.3.3 Systematic Sampling	2.6
2.3.4 Limitations of Sampling	2.7
3. DATA CONDENSATION AND GRAPHICAL METHODS ----	3.1
3.1 Introduction	3.1
3.2 Attributes and Variables	3.1
3.3 Classification	3.2
3.4 Frequency Distribution	3.3
3.5 Cumulative Frequency Distribution	3.8
3.6 Relative Frequency Distribution	3.9
3.7 Graphical Representation of Frequency Distribution	3.9
3.7.1 Histogram	3.10
3.7.2 Frequency Polygon	3.12
3.7.3 Frequency Curve	3.13
3.7.4 Ogive or Cumulative Frequency Curve	3.15
3.8 Diagrams	3.17
3.8.1 Simple Bar Diagram	3.17
3.8.2 Sub - divided Bar Diagram	3.17
3.8.3 Pie Diagram	3.18
4. MEASURES OF CENTRAL TENDENCY -----	4.1
4.1 Introduction	4.1
4.2 Objectives and Requisites of a Good Average	4.1
4.3 Arithmetic Mean	4.2

- a -


Principal
P.V.G.'s College of Science
Vidyanagar, S. No. 4A, Parvati,
Pune - 411 609



3.3.5 Number of books and chapters in edited volumes/books published and papers in national/international conference proceedings per teacher during the last five years.

4.3.1	Calculation of Arithmetic Mean	4.3
4.3.2	Correcting Wrong Values	4.6
4.3.3	Properties of Arithmetic Mean	4.8
4.3.4	Merits and Demerits of Arithmetic Mean	4.11
4.4	Weighted Arithmetic Mean	4.12
4.5	Median	4.13
4.5.1	Calculation of Median	4.13
4.5.2	Merits and Demerits of Median	4.17
4.6	Mode	4.18
4.6.1	Calculation of mode	4.18
4.6.2	Merits and Demerits of Mode	4.21
4.7	Empirical Relationship Among Mean, Median and Mode	4.21
4.8	Appropriate Choice of an Average	4.22
4.9	Quartiles	4.22
4.9.1	Calculation of Quartiles	4.22
5.	MEASURES OF DISPERSION	5.1
5.1	Introduction	5.1
5.2	Requisites for an Ideal Measure of Dispersion	5.2
5.3	Absolute and Relative Measures of Dispersion	5.2
5.4	Range	5.2
5.4.1	Computation of Range	5.3
5.4.2	Merits and Demerits of Range	5.4
5.5	Variance and Standard Deviation	5.4
5.5.1	Computation of variance	5.4
5.5.2	Standard Deviation (S.D)	5.6
5.5.3	Properties of Variance and Standard Deviation	5.7
5.5.4	Merits and demerits of variance	5.10
5.6	Coefficient of Variation	5.11
6.	MOMENTS	6.1
6.1	Introduction	6.1
6.2	Raw Moments (about origin)	6.1
6.3	Central Moments	6.2
6.4	Moments About an Arbitrary Value 'a'	6.3
6.5	Relation between Raw and Central Moments	6.5
6.6	Properties of Central Moments	6.6
7.	MEASURES OF SKEWNESS AND KURTOSIS	7.1
7.1	Introduction	7.1
7.2	Skewness	7.1

- b -



[Handwritten Signature]

Principal
P.V.G.'s College of Science
Vidyasagar, S. No. 44, Parvati,
Pune - 411 009

3.3.5 Number of books and chapters in edited volumes/books published and papers in national/international conference proceedings per teacher during the last five years.

7.2.1	Positively Skewed Distribution	7.2
7.2.2	Negatively Skewed Distributions	7.2
7.3	Measures of Skewness.....	7.2
7.4	Kurtosis.....	7.9
7.5	Pearsonian Coefficients to Measure Skewness and Kurtosis based on Moments.....	7.9
7.6	Choice of a Measure of Skewness and Kurtosis.....	7.10
8.	CORRELATION	8.1
8.1	Introduction.....	8.1
8.2	Bivariate Data.....	8.1
8.3	Correlation.....	8.2
8.4	Positive and Negative Correlation.....	8.2
8.5	Methods of Studying Correlation.....	8.2
8.6	Scatter Diagram Method.....	8.3
8.7	Covariance.....	8.4
8.7.1	Definition: 8.4	
8.7.2	Properties of covariance: 8.5	
8.9	Karl Pearson's Coefficient Of Correlation.....	8.7
8.9.1	Definition: 8.7	
8.9.2	Properties of Correlation Coefficient 8.9	
8.9.3	Merits and Demerits of Pearsonian Coefficient of Correlation 8.18	
9.	REGRESSION	9.1
9.1	Introduction.....	9.1
9.2	Lines of Regression.....	9.1
9.2.1	Derivation of line of Regression of Y on X 9.2	
9.2.2	Line of Regression of X on Y 9.5	
9.3	Properties of Regression Coefficient.....	9.6
9.4	Angle Between the two Lines of Regression.....	9.9
9.5	Non-linear Regression.....	9.19
9.5.1	Fitting of Second Degree Parabola 9.19	
9.5.2	Fitting of exponential curve 9.20	
10.	MULTIPLE REGRESSION, MULTIPLE AND PARTIAL CORRELATION	10.1
10.1	Introduction.....	10.1
10.2	Notation.....	10.1
10.3	Yule's Notation.....	10.2
10.4	Plane of Regression.....	10.2

- C -




[Handwritten Signature]


Principal
P.V.G.'s College of Science
Vidyanagar, S. No. 44, Parvati,
Pune - 411 009

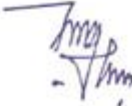
3.3.5 Number of books and chapters in edited volumes/books published and papers in national/international conference proceedings per teacher during the last five years.

10.5 Interpretation of Partial Regression Coefficients.....	10.5
10.6 Multiple Correlation Coefficient.....	10.6
10.7 Partial Correlation Coefficient.....	10.7
11. TIME SERIES.....	11.1
11.1 Introduction.....	11.1
11.2 Utility of Time Series.....	11.2
11.3 Components of Time Series.....	11.3
11.3.1 Secular Trend (T).....	11.3
11.3.2 Seasonal Variations (S).....	11.3
11.3.3 Cyclical Variations (C).....	11.3
11.3.4 Irregular or Random Variations (I).....	11.4
11.4 Mathematical Models of Time Series.....	11.4
11.4.1 Additive Model.....	11.4
11.4.2 Multiplicative Model.....	11.4
11.5 Methods of Estimating Trend.....	11.5
11.5.1 Moving Average Method.....	11.5
11.5.2 Method of Least Squares.....	11.5
12. INDEX NUMBERS.....	12.1
12.1 Introduction.....	12.1
12.2 Need of Index Numbers.....	12.2
12.3 Problems in Construction of Index Numbers.....	12.3
12.3.1 Purpose of Index Numbers.....	12.3
12.3.2 Selection of Commodities.....	12.3
12.3.3 Selection of Weights.....	12.3
12.3.4 Selection of the Base.....	12.3
12.3.5 Selection of the Sources of Data.....	12.3
12.3.6 Selection of Average or Formula.....	12.3
12.4 Construction of Index Numbers.....	12.4
12.4.1 Unweighted Index Numbers.....	12.4
12.4.2 Weighted Index Numbers.....	12.5
12.5 Limitations of Index Numbers.....	12.5
APPENDIX.....	12.5

- 4 -

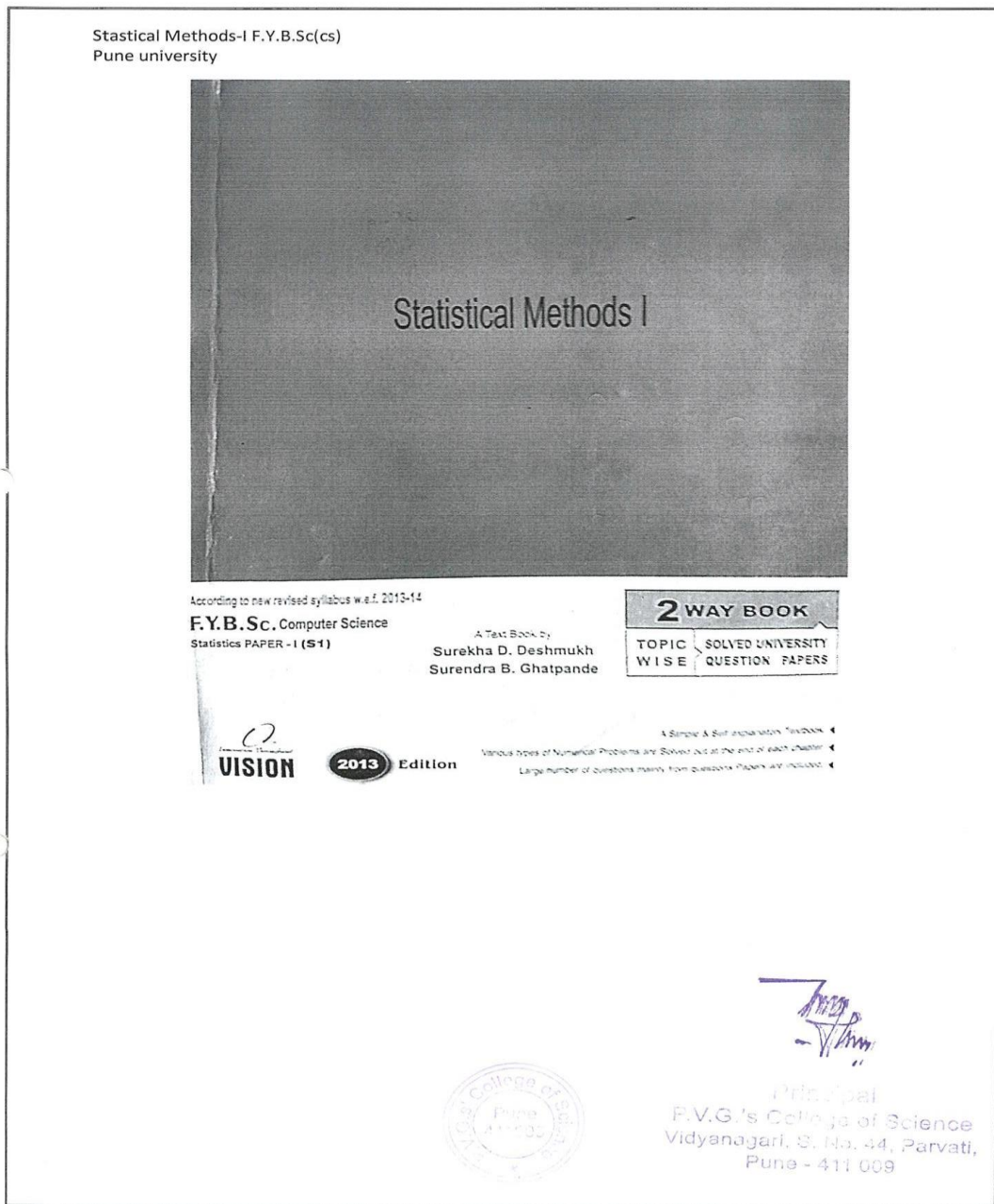





Principal
P.V.G.'s College of Science
Vidyanagari, S. No. 44, Parvati,
Pune - 411 009

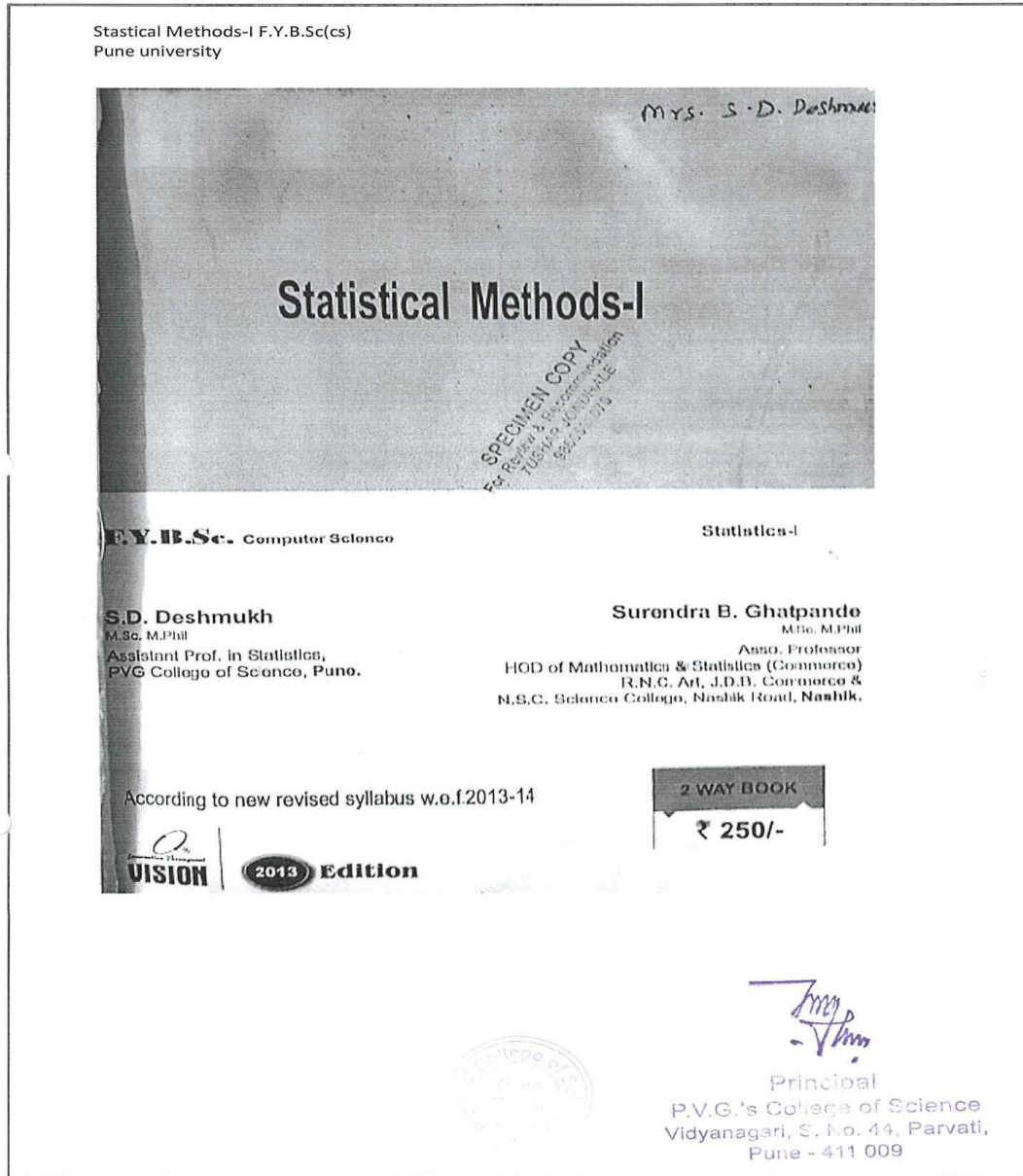
3.3.5 Number of books and chapters in edited volumes/books published and papers in national/international conference proceedings per teacher during the last five years.

Statistical Methods - I by Mrs.Surekha Deshmukh



3.3.5 Number of books and chapters in edited volumes/books published and papers in national/international conference proceedings per teacher during the last five years.

Statistical Methods - I by Mrs.Surekha Deshmukh



3.3.5 Number of books and chapters in edited volumes/books published and papers in national/international conference proceedings per teacher during the last five years.

Statistical Methods-I F.Y.B.Sc(cs)
Pune university

Contents		
Data Condensation and Graphical Methods		26
Introduction.....		1-1
1.	Attributes and Variables	1-1
2.	Classification	1-2
2.1	Frequency Distribution 1-4	
2.2	Cumulative Frequency Distribution 1-9	
2.3	Relative Frequency Distribution 1-10	
3.	Stem and Leaf Chart	1-10
4.	Graphical Presentation of Frequency Distribution or Diagrams.....	1-13
4.1	Simple Bar Diagram 1-13	
4.2	Sub-Divided Bar Diagram 1-14	
4.3	Pie Diagram 1-15	
4.4	Choice of a Suitable Diagram 1-18	
4.5	Less than and More than Type Ogive Curves 1-18	
Review/Revision of Descriptive Statistics		96
1.	Measure of Central Tendency.....	2-2
1.1	Arithmetic Mean 2-3	
1.2	Weighted Arithmetic Mean 2-15	
1.3	Median 2-18	
1.4	Mode 2-24	
1.5	Appropriate Choice of an Average 2-29	
2.	Partition Values	2-23
2.1	Quartiles 2-30	
2.2	Duiles 2-35	
2.3	Percentiles 2-36	
2.4	Percentile Rank 2-37	
2.5	Box Plot 2-39	
3.	Measure of Dispersion	2-51
3.1	Quartile Deviation 2-55	
3.2	Variance and Standard Deviation 2-58	
3.3	Coefficient of Variation 2-64	
Moments		15
1.	Introduction	3-1
2.	Raw Moments (About Origin).....	3-1
3.	Central Moments.....	3-3
Statistical Methods-I		1430



[Handwritten Signature]

Principal
P.V.G.'s College of Science
Vidyanagar, S. No. 44, Farvati,
Pune - 411 009

3.3.5 Number of books and chapters in edited volumes/books published and papers in national/international conference proceedings per teacher during the last five years.

Statistical Methods-I F.Y.B.Sc(cs)
Pune university

1.	Moments about an Arbitrary Value 'A'	4.
2.	Relation between Raw and Central Moments	
3.	Properties of Central Moments	
4.	Measures of Skewness and Kurtosis	
1.	Introduction	
2.	Concept of Symmetric Distribution, Skewness	5.
2.1	Skewness 4-1	
2.2	Positively Skewed Distribution 4-2	
2.3	Negatively Skewed Distributions 4-2	
2.4	Empirical Relationships among Mean, Median and Mode 4-3	
3.	Measures of Skewness	
3.1	Pearson's Measure 4-3	
3.2	Bowley's Measure 4-4	
3.3	Karl Pearson's β_1 & β_2 Coefficients 4-5	
4.	Kurtosis	4
4.1	Measure of Kurtosis 4-11	
5.	Choice of a Measure of Skewness and Kurtosis	4
	Solved Examples 4-12	
5.	Discrete Random Variable	
1.	Introduction	
2.	Random Variable and Discrete Random Variable	
3.	Probability Mass Function	
3.1	Distribution Function or Cumulative Probability Function 5-4	
3.2	Properties of Distribution Function 5-5	
4.	Expectation	5-1
4.1	Expectation of a Function of a Discrete Random Variable 5-13	
4.2	Theorems on Expectation 5-13	
5.	Variance	5-18
6.	Determination of Median and Mode using p.m.f.	5-2
6.	Standard Discrete Distributions	
1.	Introduction	6-1
2.	Discrete Uniform Distribution	6-1
2.1	Mean and Variance of Uniform Distribution 6-2	
3.	Bernoulli Distribution	6-5
3.1	Mean and Variance of Bernoulli Distribution 6-6	

Statistical Methods I



[Signature]
Principal
P.V.G.'s College of Science
Vidyanagari, S. No. 44, Parvati,
Pune - 411 009

3.3.5 Number of books and chapters in edited volumes/books published and papers in national/international conference proceedings per teacher during the last five years.

Statistical Methods-I F.Y.B.Sc(cs)
Pune university

3.2	Additive property of Bernoulli Distribution	6-6	
4.	Binomial Distribution		6-6
4.1	Mean and Variance of Binomial Distribution	6-7	
4.2	Additive Property of Binomial Distribution	6-9	
4.3	Recurrence Relation for Binomial Probabilities	6-9	
4.4	Fitting of Binomial Distribution	6-10	
	Solved Examples	6-11	
5.	Geometric Distribution.....		5-16
5.1	Mean and Variance	6-17	
	Solved Problems	6-19	
6.	Poisson Distribution		6-20
6.1	Mean and Variance	6-21	
6.2	Mode of the Poisson Distribution	6-22	
6.3	Additive Property of Poisson Distribution	6-23	
6.4	Poisson Distribution as a Limiting Form of Binomial Distribution	6-24	
6.5	Recurrence Relation for Poisson Probabilities	6-25	
6.6	Fitting of Poisson Distribution	6-26	
	Solved Problems	6-26	
7.	Correlation		18
1.	Introduction.....		7-1
2.	Bivariate Data.....		7-1
3.	Correlation.....		7-2
3.1	Positive and Negative Correlation	7-2	
4.	Scatter Diagram Method		7-3
5.	Karl Pearson's Coefficient of Correlation (r).....		7-5
5.1	Properties of Correlation Coefficient	7-6	
5.2	Interpretation of 'r'	7-9	
6.	Coefficient of Determination (r^2).....		7-10
7.	Auto-Correlation upto Lags 2		7-10
8.	Regression (For Ungrouped Data)		46
1.	Introduction		8-1
2.	Linear Regression		8-2
3.	Fitting of Straight Line Using Least Square Method		8-2
3.1	Derivation of Line of Regression of Y on X	8-2	
3.2	Line of Regression of X on Y	8-5	
4.	Properties of Regression Coefficients.....		8-6

Statistical Methods-I

• iii •



[Signature]
Principal
P.V.G.'s College of Science
Vidyanagari, S. No. 41, Parvati,
Pune - 411 009

3.3.5 Number of books and chapters in edited volumes/books published and papers in national/international conference proceedings per teacher during the last five years.

Statistical Methods-I F.Y.B.Sc(cs)
Pune university

5. Non-Linear Regression
5.1 Fitting of Second Degree Parabolas 8-20
5.2 Fitting of Growth Curve Models 8-23

6. Residual Plot, Mean Residual Sum and Squares (m.s.e.).....

9. Multiple and Partial Correlation and Regression (For Trivariate Data)

1. Introduction
2. Notation.....
3. Yule's Notation.....
4. Fitting of Multiple Regression Plans
5. Partial Regression Coefficient, Interpretation
Solved Examples 9-7
6. Multiple Correlation Coefficient.....
7. Partial Correlation Coefficient.....


10. Time Series

1. Introduction
2. Meaning and Utility.....
3. Components of Time Series
3.1 Secular Trend (T) 10-3
3.2 Seasonal Variations (S) 10-3
3.3 Cyclical Variations (C) 10-4
3.4 Irregular or Random Variations (I) 10-5
4. Additive and Multiplicative Models.....
4.1 Additive Model 10-5
4.2 Multiplicative Model 10-5
5. Methods of Estimating Trend
5.1 Moving Average Method 10-6
5.2 Least Squares Method 10-7
5.3 Exponential Smoothing Method 10-9
6. Elimination of Trend Using Additive and Multiplicative Models
7. Simple Time Series Models.....

Principal
P.V.G.'s College of Science
Vidyanagari, S. No. 44, Parvati,
Pune - 411 009

3.3.5 Number of books and chapters in edited volumes/books published and papers in national/international conference proceedings per teacher during the last five years.

Statistical Methods for Biologists by Mrs.Surekha Deshmukh




3.3.5 Number of books and chapters in edited volumes/books published and papers in national/international conference proceedings per teacher during the last five years.

Statistical Methods for Biologists by Mrs.Surekha Deshmukh

Contents

1. Introduction to Statistics	30
1. Introduction	1-1
2. Data Condensation and Graphical Methods	1-3
2.1 Attributes and Variables	1-3
2.2 Classification	1-3
2.3 Frequency Distribution	1-5
2.4 Cumulative Frequency Distribution	1-9
2.5 Relative Frequency Distribution	1-10
2.6 Tabulation of Data	1-11
3. Graphical Representation of Frequency Distribution	1-12
3.1 Histogram	1-12
3.2 Frequency Polygon	1-15
3.3 Frequency Curve	1-16
3.4 Ogive or Cumulative Frequency Curve	1-17
4. Diagrams	1-19
4.1 Simple Bar Diagram	1-19
4.2 Sub-divided Bar Diagram	1-20
4.3 Multiple Bar Diagram	1-21
4.4 Pie Diagram	1-22
5. Stem and Leaf chart	1-25
Population and Sample	06
1. Population and Sample	2-1
1.1 Population	2-1
1.2 Sample	2-2
2. Types and Methods of Sampling	2-3
3. Limitations of Sampling	2-5

Statistical Methods for Biologists • 1 • 1504


Principal
P.V.G.'s College of Science
Vidyanagar, S. No. 44, Parvati,
Pune - 411 009

3.3.5 Number of books and chapters in edited volumes/books published and papers in national/international conference proceedings per teacher during the last five years.

3. Descriptive Statistics		
1. Measures of Central Tendency		
1.1	Objectives and Requisites of a Good Average	3-1
1.2	Arithmetic Mean	3-2
1.3	Median	3-11
1.4	Box plot	3-18
1.5	Mode	3-20
1.6	Partition Values	3-25
1.7	Appropriate Choice of an Average	3-27
2. Measures of Dispersion		
2.1	Requisites for an Ideal Measure of Dispersion	3-33
2.2	Absolute and Relative Measures of Dispersion	3-33
2.3	Variance and Standard Deviation	3-33
3. Skewness		
4. Kurtosis		
4. Probability		
1. Introduction		4
2. Classical Probability		4
3. Axiomatic Approach to Probability		4
4. Conditional Probability		4
5. Independence of Two Events		4
5. Standard Probability Distributions		
1. Introduction		
2. Random Variable		
3. Discrete Random Variable		
3.1	Probability Distribution	5-2
3.2	Distribution Function	5-4
3.3	Expectation	5-5
3.4	Variance	5-6
4. Continuous Random Variable		



[Handwritten Signature]

Principal
P.V.G.'s College of Science
Vidyanagari, S. No. 44, Parvati
Pune - 411 009

3.3.5 Number of books and chapters in edited volumes/books published and papers in national/international conference proceedings per teacher during the last five years.

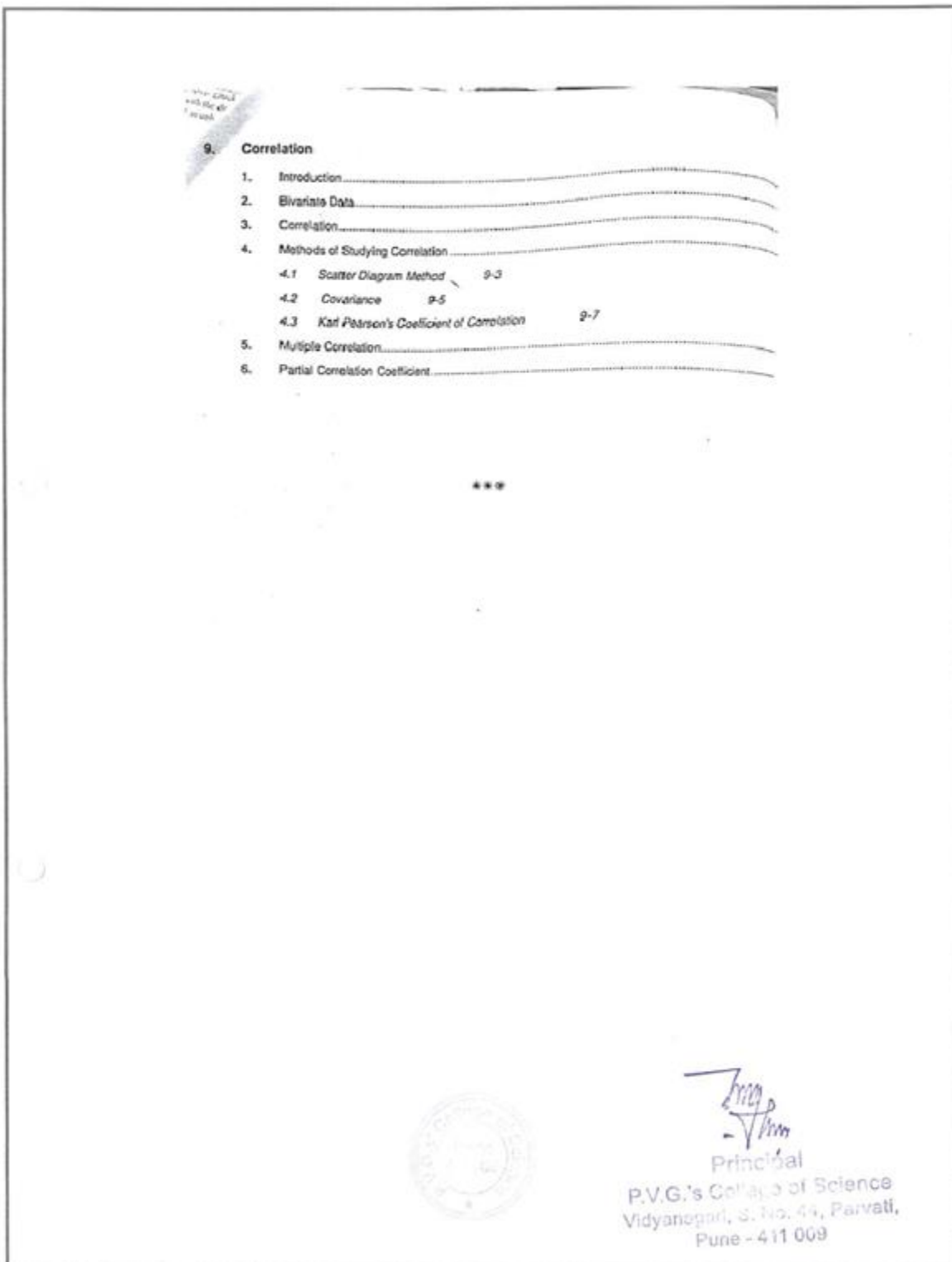
5.	Probability Distributions		5-9
5.1	Binomial Distribution	5-10	
5.2	Poisson Distribution	5-15	
5.3	Normal Distribution	5-20	
6.	Central Limit Theorem		5-20
Inferential Statistics			
			06
1.	Introduction		6-1
2.	Parameter and Statistic		6-1
3.	Tests of Hypothesis		6-2
4.	Sampling Distribution of a Statistic		6-4
5.	Standard Error (S.E.)		6-4
6.	Types of Errors		6-5
Testing Of Hypothesis			
			24
1.	Introduction		7-1
2.	Procedure for Testing of Hypothesis		7-1
3.	Tests for Mean		7-2
3.1	Test for Specified Mean (for One Population)	7-2	
3.2	Test for Equality of Two Means ...	7-3	
3.3	Paired T - Test for Difference of Means ...	7-4	
4.	Tests for Variance		7-10
4.1	Test for Specified Variance (for One Population)	7-10	
4.2	Test for Equality of Two Variances	7-12	
5.	Tests Based on Chi-Square Distribution		7-14
5.1	Chi-Square Test for Goodness of Fit	7-14	
5.2	Tests for Independence of Attributes	7-16	
Analysis of Variance			
			12
1.	Introduction		8-1
2.	One-Way Classification		8-2
3.	Two-Way Classification		8-6



[Handwritten Signature]


Principal
P.V.G.'s College of Science
Vidyanagar, S. No. 41, Parvat
Pune - 411 009

3.3.5 Number of books and chapters in edited volumes/books published and papers in national/international conference proceedings per teacher during the last five years.



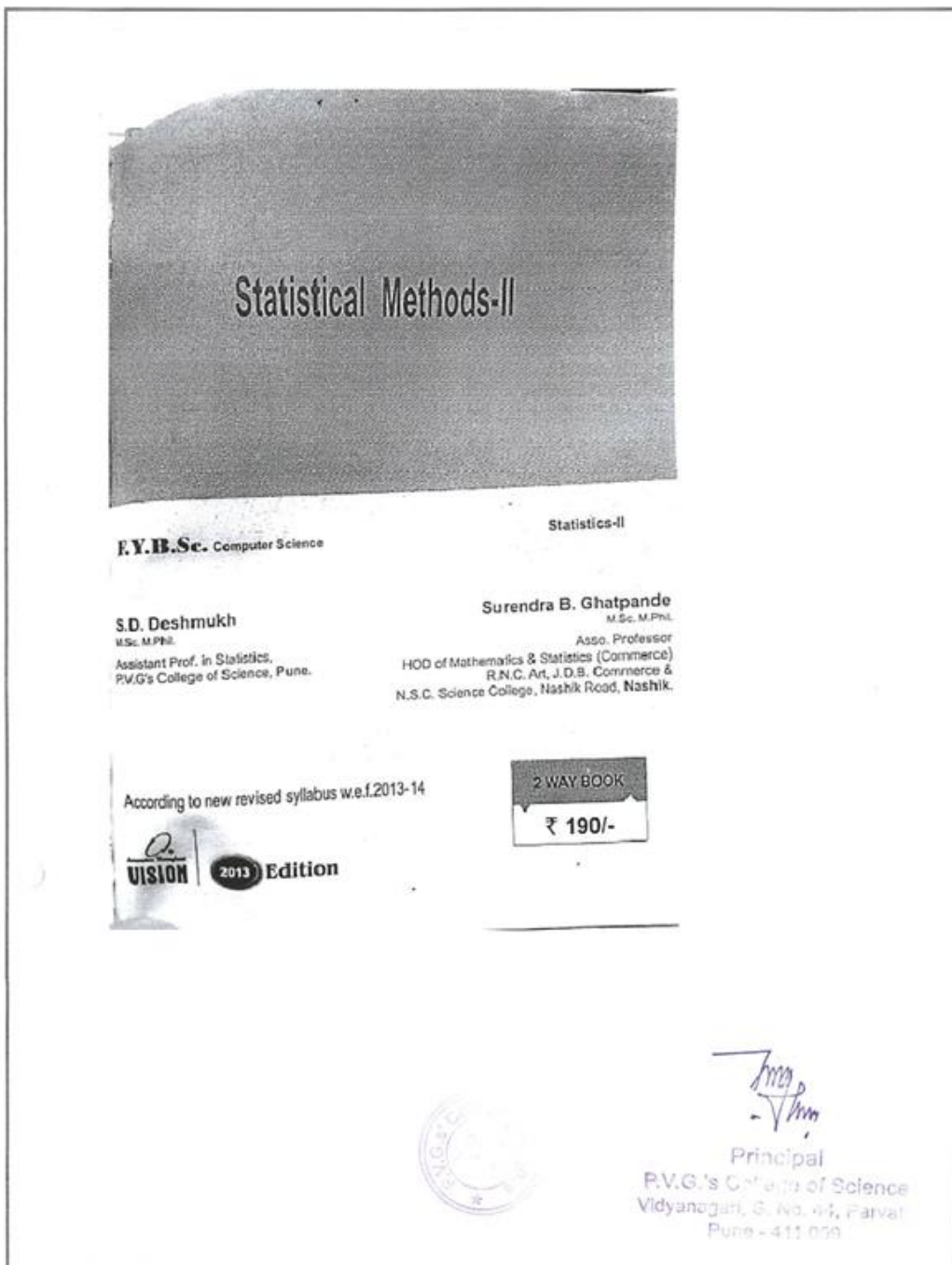
3.3.5 Number of books and chapters in edited volumes/books published and papers in national/international conference proceedings per teacher during the last five years.

Statistical Methods-II by Mrs.Surekha Deshmukh



3.3.5 Number of books and chapters in edited volumes/books published and papers in national/international conference proceedings per teacher during the last five years.

Statistical Methods-II by Mrs.Surekha Deshmukh



3.3.5 Number of books and chapters in edited volumes/books published and papers in national/international conference proceedings per teacher during the last five years.

Contents	
1. Detailed Review/ Revision of Theory of Probability	54
1. Counting Techniques	1-11
1.1 Fundamental Principle of Counting	1-2
1.2 Permutations	1-3
1.3 Combinations	1-5
1.4 Some Standard Results	1-7
1.5 Statement of Binomial Theorem	1-7
2. Deterministic and Non Deterministic Model	1-10
3. Sample Spaces	1-11
4. Events	1-13
4.1 Types of Events	1-14
4.2 Operations on Events	1-16
5. Probability	1-21
5.1 Classical Definition of Probability	1-21
5.2 Relative Frequency Approach to Probability	1-27
5.3 Probability Models	1-28
5.4 Axiomatic Approach to Probability	1-30
6. Theorems of Probability	1-31
2. Advanced Theory of Probability	20
1. Conditional Probability	2-1
2. Bayes' Theorem	2-5
3. Definition of Sensitivity of a Procedure, Specificity of Procedure	2-10
3.1 Application of Bayes' theorem to design a procedure for false	2-12
4. Independence of Two Events	2-12
3. Continuous Random Variable	24
1. Introduction	3-1
2. Continuous Type Random Variables	3-1
3. Probability Density Function (P.D.F.)	3-3
<p>Statistical Methods-II ••• [49]</p>	



[Handwritten Signature]

Principal
 P.V.G.'s College of Science
 Vidyanagar, S. No. 44, Parvati,
 Pune-411 008

3.3.5 Number of books and chapters in edited volumes/books published and papers in national/international conference proceedings per teacher during the last five years.

4.	Distribution Function (D.F.) or Cumulative Distribution Function (C.D.F.)	3-9
4.1	Properties of Distribution Function	3-9
4.2	Mean, Median, Mode, etc....	3-14
4.	Standard Continuous Probability Distributions	
1.	Introduction	4-1
2.	Uniform Distribution	4-2
2.1	Distribution Function	4-2
2.2	Mean and Variance	4-3
2.3	Applications	4-4
3.	Exponential Distribution	4-8
3.1	Real Life Situations of Application of Exponential Distribution	4-8
3.2	Distribution Function	4-8
3.3	Mean and Variance	4-11
3.4	Lack of Memory Property	4-12
4.	Normal Distribution	4-17
4.1	Properties of Normal Distribution	4-18
4.2	Computation of Probabilities	4-20
4.3	Fitting of Normal Distribution	4-32
4.4	Normal Approximation to Binomial Distribution	4-34
4.5	Normal Approximation to Poisson Distribution	4-35
4.6	Central Limit Theorem	4-40
5.	Pareto Distribution	4-41
5.1	Probability Density Function	4-42
5.2	Distribution Function	4-42
5.3	Mean of Pareto Distribution	4-43
5.4	Variance of Pareto Distribution	4-43
5.	Concepts and Definitions Related to Testing of Hypothesis	
1.	Introduction	5-1
2.	Population and Random Sample	5-1
3.	Parameter and Statistic	5-1
4.	Sampling Distribution of a Statistic	5-2
5.	Standard Error (S.E.) of a Statistic	5-3
6.	Statistical Hypothesis	5-4
7.	Tests of Significance	5-4
8.	Null Hypothesis and Alternative Hypothesis	5-5
9.	Errors of Sampling (Type I and II errors)	5-5
Statistical Methods II		5-6



J. P. V. P.

Principal
 P.V.G.'s College of Science
 Vidyanagari, S. No. 44, Parvati,
 Pune - 411 009

3.3.5 Number of books and chapters in edited volumes/books published and papers in national/international conference proceedings per teacher during the last five years.

10. Critical Region	5-6
11. Level of Significance (L.O.S.)	5-6
12. One Sided and Two Sided Tests	5-7
13. Procedure for Testing of Hypothesis	5-8
14. P-value (Descriptive Level)	5-8
6. Large Sample Tests	22
1. Introduction	6-1
2. Test of Significance for Single Population Mean	6-1
2.1 Two-sided Test 6-2	
2.2 One-sided Tests 6-3	
3. Test of Significance for Difference of Means	6-4
3.1 Two-sided Test 6-4	
3.2 One-sided Tests 6-5	
4. Tests for Single Proportion	6-6
4.1 Two-sided Test 6-6	
4.2 One-sided Tests 6-7	
5. Test of Significance for Difference of Proportions	6-7
5.1 Two-sided Test 6-7	
5.2 One-sided Tests 6-8	
7. Tests Based on t-Distribution	24
1. Introduction	7-1
2. t - test for Single Mean	7-2
3. t-test for Equality of Two Population Means	7-4
4. Paired t-Test	7-5
5. Test of Significance of Correlation Coefficient for Bivariate Raw Data	7-14
6. Test of Significance of Regression Coefficients for Bivariate Data	7-15
8. Tests Based on Chi-Square Distribution	18
1. Introduction	8-1
2. Chi-Square Test for Goodness of Fit	8-1
3. Chi-Square Test for Independence of Attributes	8-6
4. Test for Significance of Variation for a Population	8-13

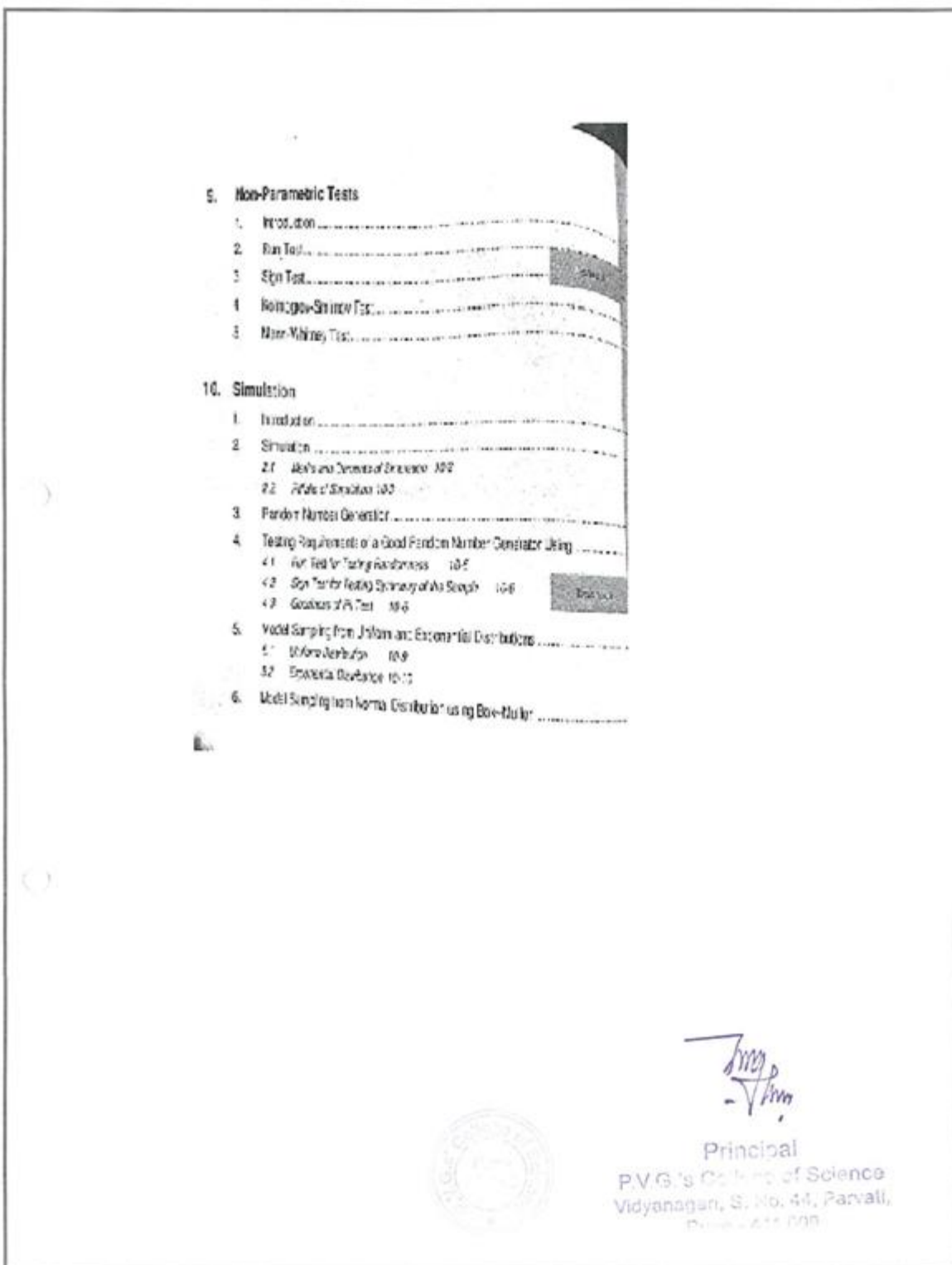
Statistical Methods-II • 11 • [45]



[Handwritten Signature]

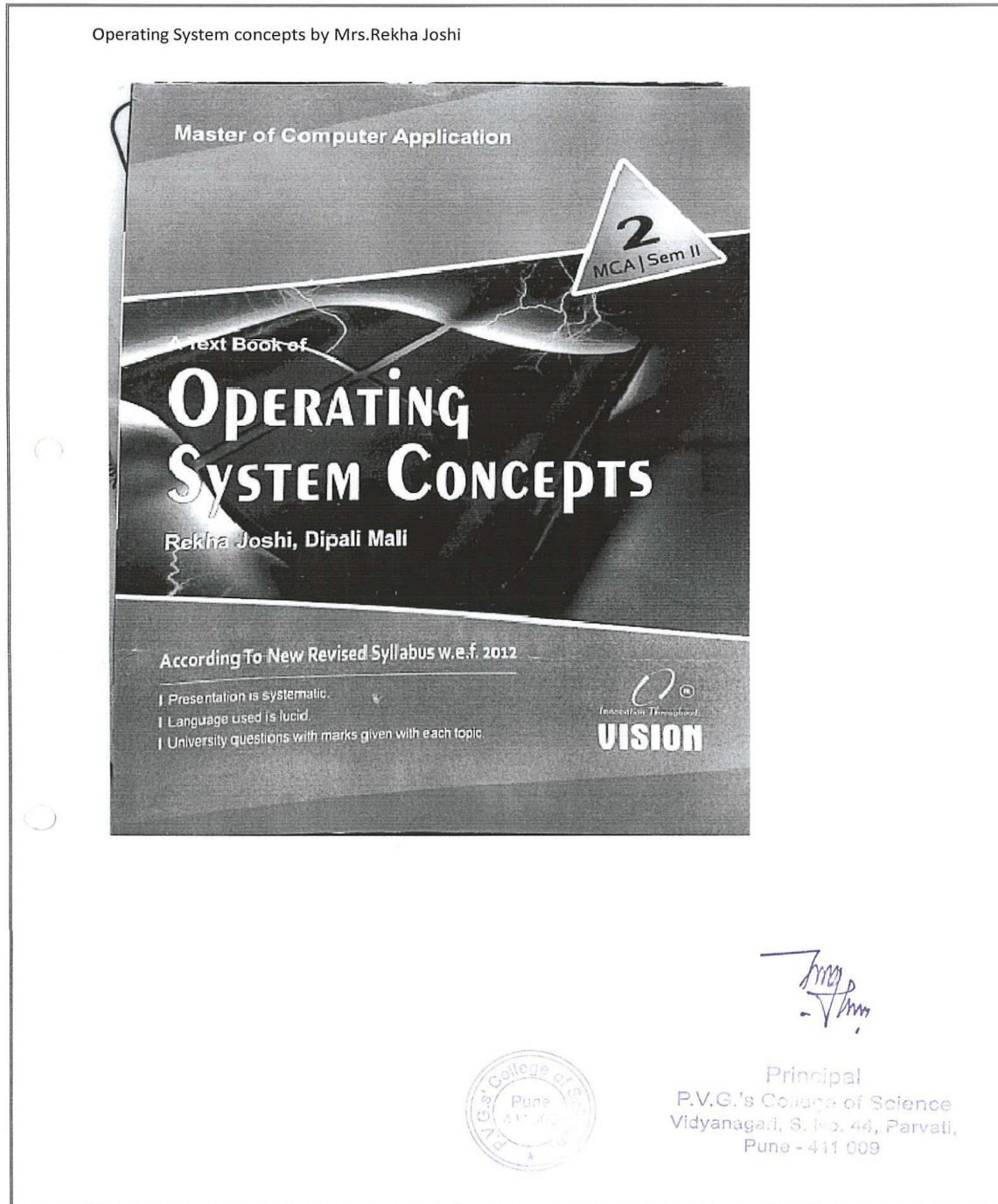
Principal
P.V.G.'s College of Science
Vidyanagar, 3, No. 46, Peravi,
Pune - 411 009

3.3.5 Number of books and chapters in edited volumes/books published and papers in national/international conference proceedings per teacher during the last five years.



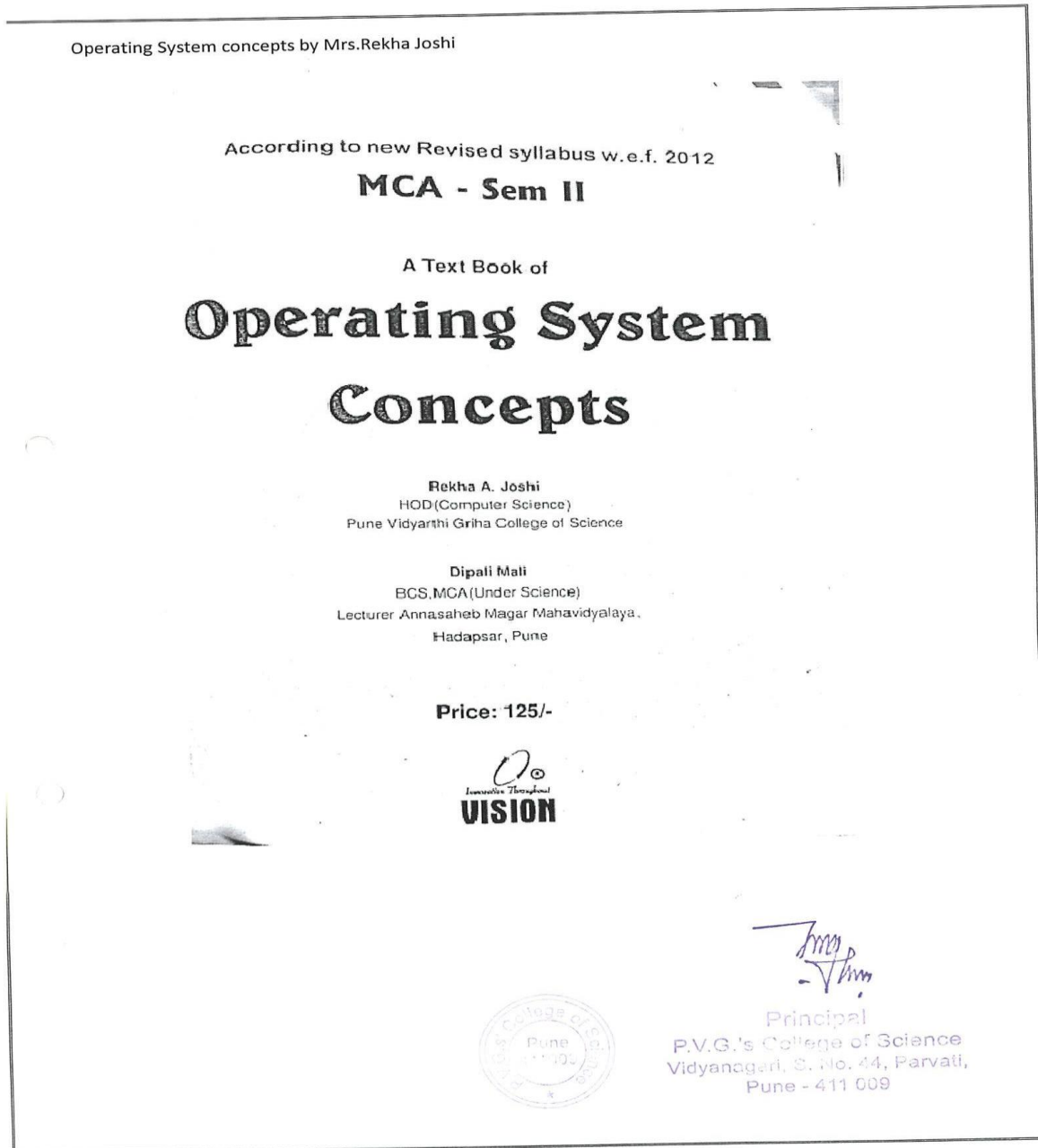
3.3.5 Number of books and chapters in edited volumes/books published and papers in national/international conference proceedings per teacher during the last five years.

Operating System Concepts by Mrs.Rekha Joshi



3.3.5 Number of books and chapters in edited volumes/books published and papers in national/international conference proceedings per teacher during the last five years.

Operating System Concepts by Mrs.Rekha Joshi



3.3.5 Number of books and chapters in edited volumes/books published and papers in national/international conference proceedings per teacher during the last five years.

Operating System concepts by Mrs.Rekha Joshi

Contents

1.	Introduction	14
1.1	Features of an Operating System	1-3
1.2	Functions of an Operating System	1-4
2.	View of Operating System	1-4
2.1	Logical View	1-4
2.2	User View Versus System View	1-5
3.	System Calls	1-5
4.	System Programs	1-7
5.	Operating System Structure	1-8
5.1	Simple Structure	1-9
5.2	Layered Structure	1-10
5.3	Microkernel Structure	1-11
5.4	Monolithic Structure	1-11
6.	Concept of Virtual Machine	1-13
2.	Process Management	16
1.	Process Concept	2-1
2.	Process Control Block	2-2
3.	Process Scheduling	2-3
4.	Process Operations	2-5
4.1	Process Creation	2-5
4.2	Process Termination	2-6
5.	Interprocess Communication	2-7
5.1	Race Conditions	2-7
5.2	Critical Regions	2-7
5.3	Mutual Exclusion with Busy Waiting	2-8
5.4	Sleep and Wakeup	2-9
5.5	Semaphores	2-9
5.6	Mutexes	2-10
5.7	Monitors	2-10
5.8	Message Passing	2-11
5.9	Barriers	2-12
6.	Communication in Client Server	2-12
6.1	Sockets	2-12
6.2	Remote Procedure Calls	2-12
6.3	Remote Method Invocation	2-13
7.	RTOS (Real Time Operating System)	2-14

Operating System Concepts 1447



Handwritten signature

Principal
 P.V.G.'s College of Science
 Vidyanagari, S. No. 44, Parvati,
 Pune - 411 009

3.3.5 Number of books and chapters in edited volumes/books published and papers in national/international conference proceedings per teacher during the last five years.

Operating System concepts by Mrs.Rekha Joshi

3. CPU Scheduling	
1. Introduction.....	
2. Scheduling Concept.....	
3. CPU-I/O burst Cycle.....	
4. Scheduling Criteria.....	
5. Scheduling Algorithms.....	
6. Scheduling Evaluation.....	
6.1 Queuing Models 3-12	
7. Simulation.....	
4. Process Synchronization and Deadlock	
1. Synchronization Concept.....	
2. Critical Section Problem.....	
3. Monitor.....	
4. Deadlock Concepts.....	
5. Deadlock Prevention and Avoidance.....	
5.1 Safe State 4-10	
5.2 Resource - Allocation Graph Algorithm 4-10	
5.3 Banker's Algorithm 4-11	
6. Deadlock Detection.....	
7. Deadlock Recovery.....	
5. Memory Management	
1. Concept.....	
2. Memory Management Techniques.....	
3. Contiguous and Non-contiguous Allocation.....	
4. Logical and Physical Address.....	
5. Conversion of Logical to Physical Address.....	
6. Paging.....	
7. Segment with Paging.....	
8. Virtual Memory Concept.....	
9. Demand Paging.....	
9.1 Page Fault 5-18	
10. Page Replacement Algorithms.....	
11. Allocation of Frames.....	
12. Thrashing.....	



Principal
P.V.G.'s College of Science
Vidyanagari, S. No. 44, Parvati,
Pune - 411 009

3.3.5 Number of books and chapters in edited volumes/books published and papers in national/international conference proceedings per teacher during the last five years.

Operating System concepts by Mrs.Rekha Joshi

6.	File Management	20
1.	Introduction.....	6-1
2.	File Structure.....	6-2
3.	Protection.....	6-3
	3.1 Types of Accesses 6-3	
	3.2 Access Control 6-3	
	3.3 Other Approaches 6-4	
4.	File System Implementation.....	6-4
5.	Directory Structure.....	6-7
6.	Free Space Management.....	6-10
7.	Allocation Methods.....	6-10
8.	Efficiency and Performance.....	6-14
	8.1 Efficiency 6-14	
	8.2 Performance 6-15	
9.	Recovery.....	6-16
10.	NFS and NTFS.....	6-17
11.	SAMBA Concept.....	6-20
7.	Disk Management	20
1.	Disk Structure.....	7-1
2.	Disk Scheduling Algorithm.....	7-2
	2.1 FCFS Scheduling 7-2	
	2.2 SSTF Scheduling 7-3	
	2.3 SCAN Scheduling 7-4	
	2.4 C-SCAN Scheduling 7-4	
	2.5 LOOK Scheduling 7-5	
	2.6 Selection of a Disk Scheduling Algorithm 7-6	
3.	Disk Management.....	7-6
	3.1 Disk Formatting 7-6	
	3.2 Boot Block 7-7	
	3.3 Bad Blocks 7-7	
4.	Swap Space Concept and Management.....	7-8
	4.1 Swap-Space Use 7-8	
	4.2 Swap-Space Location 7-8	
	4.3 Swap-Space Management 7-9	
5.	RAID Structure.....	7-9
6.	Disk Performance Issues.....	7-15



Handwritten signature

Principal
P.V.G.'s College of Science
Vidyanagari, S. No. 44, Parvati,
Pune - 411 009

3.3.5 Number of books and chapters in edited volumes/books published and papers in national/international conference proceedings per teacher during the last five years.

Operating System concepts by Mrs.Rekha Joshi

8.	Distributed Operating System	
1.	Introduction.....	
2.	Centralized Versus Distributed Processing.....	
3.	Advantages of Distributed OS.....	
4.	Types of Distributed OS.....	
5.	Concept of Global OS (GOS).....	
6.	NOS Architecture.....	
9.	Case Study of Windows OS and Non-Windows OS	
1.	An Introduction To Modern Mobile Operating Systems	
1.1	Manufacturer-built Proprietary Operating Systems	9-2
1.2	Third Party Proprietary Operating Systems	9-4
1.3	Free & Open Source Operating Systems	9-5
2.	Which Smartphone OS is the best?.....	
3.	Case Study.....	
3.1	Microsoft Windows	9-8
3.2	WINDOWS 1	9-10
3.3	WINDOWS 2	9-11
3.4	WINDOWS 3	9-12
3.5	WINDOWS 95	9-14
3.6	WINDOWS 98	9-17
3.7	WINDOWS ME	9-18
3.8	WINDOWS XP	9-19
3.9	WINDOWS VISTA	9-21
3.10	WINDOWS 7	9-28
4.	NON WINDOW O.S.....	
4.1	The Differences in Operating Systems	9-31
4.2	Getting Help for Switching	9-31
4.3	Midori: a non-windows OS in the works, not just experimental	9-32



Principal
P.V.G.'s College of Science
Vidyanagari, S. No. 44, Parvati,
Pune - 411 009