


**Pune Vidyarthi Griha's College of Science, Pune-411009.**  
**Budget for the year 2013-14**

Estimated Receipts		Amount	Estimated Expenditure Head	Amount
<b>Recurring Receipts</b>			<b>Recurring Expenses</b>	12907250.00
<b>Fee Collection</b>		19219730.00	Salaries	50000.00
F.Y. 80 Students x	34620 2769600		Affiliation & Continuation	45000.00
S.Y. 90 Students x	34060 3065400		Advertisement	20000.00
T.Y. 80 Students x	35340 2827200		Audit Fees & Professional Fee	30000.00
MCS-I 60 Students x	51340 3080400		Conveyance	30000.00
MCS-II 60 Students x	45590 2735400		Competition & Sports Exps	40000.00
MCA-I 30 Students x	50840 1525200		Education, Seminar & Training	281000.00
MCA-II 30 Students x	50990 1529700		E.P.F. Employer's share	50000.00
MCA-III 37 students x	45590 1686830		E.P.F. Administrative Expenses	150000.00
Misc Receipts		1000.00	Examination Expenses	500000.00
Rest on FD/Advance		250000.00	Electricity Expenses	10000.00
			Functions & Festivals	250000.00
			Gathering & Cultural Expenses	100000.00
			Gratuity Premium	5000.00
			Library Expenses	5000.00
			Medical Expenses	50000.00
			Misc. Expenses	15000.00
			Office Expenses	15000.00
			Periodicals	5000.00
			Postage Expenses	500000.00
			Printing & Stationary Expenses	20000.00
			Picnic Exps	50000.00
			Reception & Refreshment Exps.	70000.00
			Sanitation & Cleaning Expenses	100000.00
			Telephone Expenses & Internet	30000.00
			TADA to UOP Committee Exps.	350000.00
			Computer Maintenance	600000.00
			Comp Maint contract	10000.00
			Electronics Lab. Maintenance	40000.00
			Fur. & Dead stock Maintenance	100000.00
			Equipment Maintenance	150000.00
			Diesel Exp.	720000.00
			Rent	35000.00
			Property Tax	400000.00
			University Share	181000.00
			Advance against 6th pay	
				<b>17914250.00</b>
			<b>Non Recurring Expenses</b>	
			Library Books	50000.00
			Library Software	100000.00
			Computer Purchases	500000.00
			Xerox Machine	300000.00
			Electronics Equipments	50000.00
			Furniture (Benches, Table etc.)	10000.00
			Furniture (Office)	20000.00
			Software upgradation (License)	300000.00
			UPS/Battery	100000.00
				<b>1430000.00</b>
			<b>Surplus</b>	<b>126480.00</b>
<b>Total Rs.</b>		<b>19470730.00</b>	<b>Total Rs.</b>	<b>19470730.00</b>

Principal  
P.V.G.'s College of Science  
Vidyanagari, S. No. 44, Parvati,  
Pune - 411 009



Director

P.V.G.'s College of Science  
Vidyanagari

THE PUBLIC TRUSTS ACT, 1950  
SCHEDULE VIII (VIDYARTHI) (1)

NAME OF THE PUBLIC TRUST: Pune Vidyarthi Griha's College of Science  
ADDRESS : S.NO. 44, VIDYANAGARI, PARVATI,  
PUNE : 411 009.

A. H. JOSHI & CO  
Chartered Accountants  
107, Maharashtra Path,  
Bata Bldg, PUNE- 411000

COLLEGE OF SCIENCE  
BALANCE SHEET AS AT 31ST MARCH, 2014

FUNDS & LIABILITIES	SCH.	Amount (Rs.) AS AT 31.03.2014	PROPERTY AND ASSETS	SCH.	Amount (Rs.) AS AT 31.03.2014
OTHER EARMARKED FUNDS (Created under the provisions of the trust deed on scheme or out of the income)	A	18,404,603.33	INVESTMENTS (Market value of the above investments is Rs.....)		1,086,780.74
LOANS (SECURED OR UNSECURED)			FURNITURE, FIXTURES & OTHER ASSETS	C	13,910,598.75
LIABILITIES	B	2,988,389.50	LOANS (SECURED OR UNSECURED)		-
SOCIETY'S ACCOUNT PUNE VIDYARTHI GRIHA'S A/c	F		ADVANCES, DEPOSITS & OTHERS	D	771,083.30
			CASH AND BANK BALANCES	E	958,282.42
			SOCIETY'S ACCOUNT PUNE VIDYARTHI GRIHA'S A/c	F	4,666,247.62
<b>TOTAL RS.</b>		<b>21,392,992.83</b>	<b>TOTAL RS.</b>		<b>21,392,992.83</b>

The above Balance Sheet to the best of my/our  
belief contains a true account of the Funds &  
Liabilities and of the Property & Assets of Trust.

AS PER OUR REPORT OF EVEN DATE  
FOR A. H. JOSHI & CO  
CHARTERED ACCOUNTANTS  
(Firm Reg. No. 112396W)

*CAV*  
Accountant  
P.V.G's College of Science

*A.H. Joshi*  
Principal  
P.V.G's College of Science

Director

*[Signature]*  
Secretary  
Pune Vidyarthi Griha

*[Signature]*  
Chairman

*[Signature]*  
Principal

*[Signature]*  
A.H. JOSHI  
(PARTNER)  
M. NO.005286

DATE: 20/11/2014  
PLACE: PUNE

P.V.G.'s College of Science  
Vidyanagari S. No. 44, Parvati,

NAME OF THE PUBLIC TRUST: P.V.G.'s College of Science  
 ADDRESS: S. NO. 44, VIDYANAGARI, PARVATI, PUNE - 411 009

COLLEGE OF SCIENCE  
 INCOME AND EXPENDITURE ACCOUNT  
 FOR THE YEAR ENDED 31.3.2014

EXPENDITURE	SCH.	AMOUNT (RS.)	AMOUNT (RS.) FOR THE YEAR ENDED (31.03.2014)	INCOME	SCH.	AMOUNT (RS.)	AMOUNT (RS.) FOR THE YEAR ENDED (31.03.2014)
TO EXPENDITURE IN RESPECT OF PROPERTIES			-	BY RENT			
TO ESTABLISHMENT EXPENSES			-	BY INTEREST : Interest on FD			382,540.38
TO REMUNERATION TO TRUSTEES			-	BY DIVIDEND			
TO LEGAL EXPENSES			-	BY DONATIONS IN CASH OR KIND			
TO AUDIT FEES			8,427.00	BY GRANTS			
TO CONTRIBUTION AND FEES			-	BY INCOME FROM OTHER SOURCES			
TO AMOUNTS WRITTEN OFF			-	Other Income	II	731,723.00	
TO MISCELLANEOUS EXPENSES			-	Fees Received	I	18,472,095.00	19,206,808.00
TO DEPRECIATION	C		367,580.76	BY MISCELLANEOUS RECEIPTS			
TO AMOUNTS TRANSFERRED TO RESERVE OR SPECIFIC FUNDS Equipments and Other Assets Fund	A		-	BY TRANSFER FROM RESERVE			
TO EXPENDITURE ON OBJECTS OF THE TRUST	G		14,054,420.00	BY DEFICIT CARRIED OVER TO Pune Vidyarthi Griha's A/c			
TO SURPLUS CARRIED OVER TO PUNE VIDYARTHI GRIHA'S A/C			5,163,920.62				
<b>TOTAL RS.</b>			<b>19,589,348.38</b>	<b>TOTAL RS.</b>			<b>19,589,348.38</b>

AS PER OUR REPORT OF EVEN DATE  
 FOR A. H. JOSHI & CO  
 CHARTERED ACCOUNTANTS  
 (Firm Reg. No. 112396W)

*Rao*  
 Accountant  
 P.V.G.'s College of Science

*A. Joshi*  
 Principal  
 P.V.G.'s College of Science

*George*  
 Director  
 Pune Vidyarthi Griha

*Chairman*  
 Chairman  
 Pune Vidyarthi Griha

*Principal*  
 Principal  
 P.V.G.'s College of Science

*A. Joshi*  
 A.H. JOSHI  
 (PARTNER)  
 M. NO. 005286

DATE: 20/11/2014  
 PLACE: PUNE

P.V.G.'s College of Science  
 vidyanagari, S. No. 44, Parvati,  
 Pune - 411 009



STATEMENT OF  
SCHEDULE OF DEPRECIATION

SR. NO.	PARTICULARS	GROSS BLOCK AS AT 1.04.2013	ADDITIONS/ (DEDUCTIONS) (Rs.)	TOTAL (Rs.)	RATE	UP TO 31.03.2013	DEPRECIATION DURING THE YEAR	TOTAL (Rs.)	W.D.V. AS AT 31.3.2013	W.D.V. AS AT 31.03.2014
									31.3.2013	31.03.2014
1	Automatic Master Printer	1,12,000.00		1,12,000.00	15%	16,800.00	16,800.00	95,200.00	95,200.00	
2	Barcode Scanner	4,160.00		4,160.00	15%	624.00	624.00	3,536.00	3,536.00	
3	Canon Copier Machine	262,764.00	(15,000.00)	247,764.00	15%	37,164.60	37,164.60	210,600.00	210,600.00	
4	Benches	412,356.00		412,356.00	10%	41,235.60	41,235.60	371,120.40	371,120.40	
5	Black Board	2,500.00		2,500.00	10%	250.00	250.00	2,250.00	2,250.00	
6	Battery & UPS	1,080,528.00	101,500.00	1,182,028.00	15%	177,304.20	177,304.20	1,004,723.80	1,004,723.80	
7	Book Case	200,270.00		200,270.00	10%	20,027.00	20,027.00	180,243.00	180,243.00	
8	Calculators	11,000.00		11,000.00	15%	1,650.00	1,650.00	9,350.00	9,350.00	
9	C.C.T.V	14,520.00	29,900.00	44,420.00	15%	6,663.00	6,663.00	37,757.00	37,757.00	
10	Chairs	44,413.00		44,413.00	10%	4,441.30	4,441.30	40,000.00	40,000.00	
11	Computer Lab Tables	34,619.00		34,619.00	10%	3,461.90	3,461.90	31,157.10	31,157.10	
12	Computers	4,513,608.40	563,000.00	5,076,608.40	60%	3,045,965.04	3,045,965.04	2,030,643.36	2,030,643.36	
13	Computer Software Licence Copies	1,636,912.00	425,444.00	2,062,356.00	25%	515,589.00	515,589.00	1,546,767.00	1,546,767.00	
14	Cordless Mic	2,000.00		2,000.00	15%	300.00	300.00	1,700.00	1,700.00	
15	Digital Projector	48,982.50		48,982.50	10%	4,898.25	4,898.25	44,084.25	44,084.25	
16	Dot Matrix Printer	120,642.00		120,642.00	60%	72,385.20	72,385.20	48,256.80	48,256.80	
17	Drum Set	10,200.00		10,200.00	15%	1,530.00	1,530.00	8,670.00	8,670.00	
18	Electrical & Installation	35,001.00		35,001.00	10%	3,500.10	3,500.10	31,500.90	31,500.90	
19	Electronic Equipment	425,816.75	33,525.00	459,341.75	10%	45,934.18	45,934.18	413,407.57	413,407.57	
20	Electronic Lab Tables	32,960.00		32,960.00	10%	3,296.00	3,296.00	29,664.00	29,664.00	
21	Emergency Lamp	2,600.00		2,600.00	10%	260.00	260.00	2,340.00	2,340.00	
22	Fan	49,427.00		49,427.00	10%	4,942.70	4,942.70	44,484.30	44,484.30	
23	Fax Machine	2,110.00		2,110.00	15%	316.50	316.50	1,793.50	1,793.50	
24	Fog Stand and Pipe	2,950.00		2,950.00	10%	295.00	295.00	2,655.00	2,655.00	
25	Furniture & Dead Stock	78,541.00		78,541.00	15%	11,781.15	11,781.15	66,759.85	66,759.85	
26	Gas Stove	1,050.00		1,050.00	15%	157.50	157.50	892.50	892.50	
27	Generator	518,034.00		518,034.00	15%	77,705.10	77,705.10	440,328.90	440,328.90	
28	Glass Board	27,000.00		27,000.00	15%	4,050.00	4,050.00	22,950.00	22,950.00	
29	Hall Size Storewell	6,000.00		6,000.00	15%	900.00	900.00	5,100.00	5,100.00	
30	H.P. Printer 1022	9,750.00		9,750.00	15%	1,462.50	1,462.50	8,287.50	8,287.50	
31	Library Books	281,663.30	260,373.00	542,036.30	15%	81,305.45	81,305.45	460,730.85	460,730.85	
32	Library Tables	78,000.00		78,000.00	10%	7,800.00	7,800.00	70,200.00	70,200.00	
33	Magazine Stand	2,422.30		2,422.30	10%	242.23	242.23	2,180.07	2,180.07	
34	Master Lock	490.00		490.00	10%	49.00	49.00	441.00	441.00	
35	Mic	5,196.00		5,196.00	15%	779.40	779.40	4,416.60	4,416.60	
36	Notice Board	25,215.00		25,215.00	10%	2,521.50	2,521.50	22,693.50	22,693.50	
37	Number Machine	1,445.00		1,445.00	15%	216.75	216.75	1,228.25	1,228.25	
38	Office Tables	136,945.00		136,945.00	10%	13,694.50	13,694.50	123,250.50	123,250.50	
39	OHP	14,077.00		14,077.00	10%	1,407.70	1,407.70	12,669.30	12,669.30	
40	PCO Coin Box	2,500.00		2,500.00	15%	375.00	375.00	2,125.00	2,125.00	
41	Plastic Chairs	22,110.00		22,110.00	10%	2,211.00	2,211.00	19,899.00	19,899.00	
42	Platform	24,000.00		24,000.00	10%	2,400.00	2,400.00	21,600.00	21,600.00	




*[Signature]*  
Principal  
P.V.G.'s College of Science  
Vidyanagari, S. No. 44, Parvati,  
Pune - 411 009



**Pune Vidvarthi Griha's College of Science, Pune-411009.**  
**Budget for the year 2014-15**

Estimated Receipts		Amount	Estimated Expenditure Head	Amount
<b>Recurring Receipts</b>			<b>Recurring Expenses</b>	12637603
<b>Fee Collection</b>		18900560.00	Salaries	50000
F.Y. 80 Students x	34620 2769600		Affiliation & Continuation	90000
S.Y. 90 Students x	34080 3067200		Advertisement	20000
T.Y. 75 Students x	35340 2650500		Audit Fees & Professional Fee	30000
MCS-I 60 Students x	51340 3080400		Conveyance	40000
MCS-I I 66 Students x	45890 3028740		Competition & Sports Exps	50000
MCA-I 30 Students x	50840 1525200		Education, Seminar & Training	281000
MCA-II 23 Students x	50990 1172770		E.P.F. Employer's share	50000
MCA-III 35 students x	45890 1606150		E.P.F. Administrative Expenses	75000
<b>Misc Receipts</b>		3000.00	Examination Expenses	600000
			Electricity Expenses	25000
			Functions & Festivals	300000
			Gathering & Cultural Expenses	100000
			Gratuity Premium	10000
			Library Expenses	5000
			Medical Expenses	30000
			Misc. Expenses	15000
			Office Expenses	15000
			Periodicals	5000
			Postage Expenses	600000
			Printing & Stationary Expenses	20000
			Staff welfare	50000
			Reception & Refreshment Exps.	70000
			Sanitation & Cleaning Expenses	100000
			Telephone Expenses & Internet	30000
			TADA to UOP Committee Exps.	150000
			Computer Maintenance	444000
			Comp Maint contract	10000
			Electronics Lab. Maintenance	50000
			Fur. & Dead stock Maintenance	150000
			Equipment Maintenance(AMCs)	150000
			Diesel Exp.	720000
			Rent	35000
			Property Tax	320000
			University Share from fee	92000
			Amt paid against 6th pay	
				<b>17419603</b>
			<b>Non Recurring Expenses</b>	
			Library Books	50000
			Computer Purchases (Server)	300000
			Electronics Equipments	75000
			Furniture (Benches, Table etc.)	10000
			Furniture (Office)	20000
			Software upgradation (License)	300000
			UPS/Battery (3.5KVA) 15	160000
			UPS/Battery (Small)	30000
				<b>945000</b>
			<b>Surplus</b>	<b>538957</b>
<b>Total Rs.</b>		<b>18903560.00</b>		<b>18903560.00</b>



Principal  
**P.V.G.'s College of Science**  
 Vidyanagari, S. No. 44, Parvati,  
 Pune - 411 009

THE BOMBAY PUBLIC TRUSTS ACT, 1950.  
SCHEDULE VIII [VIDE RULE 17(1)]

NAME OF THE PUBLIC TRUST: Pune Vidyarthi Griha's College of Science

ADDRESS : S.NO. 44, VIDYANAGARI, PARVATI,  
PUNE : 411 009.

COLLEGE OF SCIENCE  
BALANCE SHEET AS AT 31ST MARCH, 2015

FUNDS & LIABILITIES	SCH.	Amount (Rs.) AS AT 31.03.2015	PROPERTY AND ASSETS	SCH.	Amount (Rs.) AS AT 31.03.2015
OTHER EARMARKED FUNDS (Created under the provisions of the trust deed on scheme or out of the income)	A	19,004,773.06	INVESTMENTS (Market value of the above investments is Rs.....)		1,086,780.74
LOANS(SECURED OR UNSECURED)			FURNITURE, FIXTURES & OTHER ASSETS	C	14,824,607.75
LIABILITIES	B	3,719,224.50	LOANS(SECURED OR UNSECURED)		-
			ADVANCES, DEPOSITS & OTHERS	D	954,686.30
			CASH AND BANK BALANCES	E	1,238,082.42
			SOCIETY'S ACCOUNT PUNE VIDYARTHI GRIHA'S A/c	F	4,619,840.35
TOTAL RS.		22,723,997.56	TOTAL RS.		22,723,997.56

The above Balance Sheet to the best of my/our  
belief contains a true account of the Funds &  
Liabilities and of the Property & Assets of Trust.

AS PER OUR REPORT OF EVEN DATE  
FOR A. H. JOSHI & CO  
CHARTERED ACCOUNTANTS  
(Firm Reg. No. 112396W)

  
Accountant  
P.V.G.'s College of Science

  
Principal

    
Director Secretary Chairman  
Pune Vidyarthi Griha

  
S.A. JOSHI  
(PARTNER)  
M. NO.037772

  
Principal

P.V.G.'s College of Science  
Vidyanagari, S. No. 44, Parvati,  
PUNE - 411 009

DATE: 15  
PLACE: PUNE



THE BOMBAY PUBLIC TRUSTS ACT, 1950.  
SCHEDULE IX [Vide Rule 17 (1)]

NAME OF THE PUBLIC TRUST: Pune Vidyarthi Griha's College of Science  
ADDRESS : S.NO. 44, VIDYANAGARI, PARVATI,  
PUNE : 411 009.


COLLEGE OF SCIENCE  
INCOME AND EXPENDITURE ACCOUNT  
FOR THE YEAR ENDED 31.3.2015

EXPENDITURE	SCH.	AMOUNT (RS.)	AMOUNT (RS.) FOR THE YEAR ENDED (31.03.2015)	INCOME	SCH.	AMOUNT (RS.)	AMOUNT (RS.) FOR THE YEAR ENDED (31.03.2015)
TO EXPENDITURE IN RESPECT OF PROPERTIES			-	BY RENT			
TO ESTABLISHMENT EXPENSES				BY INTEREST : Interest on FD			
TO REMUNERATION TO TRUSTEES				BY DIVIDEND			
TO LEGAL EXPENSES				BY DONATIONS IN CASH OR KIND			
TO AUDIT FEES				BY GRANTS			
TO CONTRIBUTION AND FEES				BY INCOME FROM OTHER SOURCES			
TO AMOUNTS WRITTEN OFF				Other Income	H	889,369.00	
TO MISCELLANEOUS EXPENSES				Fees Received	I	19,387,821.00	20,277,190.00
TO DEPRECIATION	C		600,169.73	BY MISCELLANEOUS RECEIPTS			
TO AMOUNTS TRANSFERRED TO RESERVE OR SPECIFIC FUNDS Equipments and Other Assets Fund	A		-	BY TRANSFER FROM RESERVE			
TO EXPENDITURE ON OBJECTS OF THE TRUST	G		15,561,415.00	BY DEFICIT CARRIED OVER TO Pune Vidyarthi Griha's A/c			
TO SURPLUS CARRIED OVER TO PUNE VIDYARTHI GRIHA'S A/C			4,115,605.27				
TOTAL RS.			20,277,190.00	TOTAL RS.			20,277,190.00

AS PER OUR REPORT OF EVEN DATE  
FOR A. H. JOSHI & CO  
CHARTERED ACCOUNTANTS  
(Firm Reg. No. 112396W)

 Accountant  
 Principal  
 Director  
 Secretary  
 Chairman  
 P.V.G.'s College of Science  
 Pune Vidyarthi Griha

  
 S.A. JOSHI  
 (PARTNER)  
 M. NO.037772

  
 Principal  
 P.V.G.'s College of Science  
 Vidyarthi, S. No. 44, Parvati,  
 411 009

DATE: 7/4/15  
PLACE: PUNE

**SCHEDULE I-C  
SCHEDULE OF DEPRECIATION**

SR. NO.	PARTICULARS	GROSS BLOCK AS AT 1.04.2014	ADDITIONS/ (DEDUCTIONS) (Rs.)	TOTAL (Rs.)	RATE	DEPRECIATION		TOTAL (Rs.)	W.D.V. AS AT 31.3.2014	W.D.V. AS AT 31.03.2015
						UP TO 31.03.2014	DURING THE YEAR			
	Air Conditioner	-	36,980.00	36,980.00	15%	-	5,547.00	5,547.00	-	31,433.00
	Alluminium Rack	-	3,000.00	3,000.00	15%	-	450.00	450.00	-	2,550.00
1	Automatic Master Printer	132,000.00	-	132,000.00	15%	45,095.76	5,395.31	50,491.07	35,968.75	30,573.44
2	Barcode Scanner	4,368.00	-	4,368.00	15%	1,473.40	176.20	1,649.60	1,175.20	998.92
3	Cannon Copier Machine	247,763.00	-	247,763.00	15%	40,398.46	4,833.32	45,231.78	32,222.14	27,308.02
4	Benches	317,356.00	-	317,356.00	10%	63,048.27	7,512.03	70,560.30	75,120.27	67,608.24
5	Black Board	7,540.00	-	7,540.00	10%	854.70	123.24	977.94	1,232.43	1,109.19
6	Battery & UPS	1,189,966.00	8,900.00	1,198,866.00	15%	319,920.48	39,610.69	359,531.17	255,171.27	224,460.58
7	Book Case	200,878.00	-	200,878.00	10%	52,096.57	7,512.03	59,608.60	75,120.27	67,608.24
8	Calculators	11,080.00	-	11,080.00	15%	3,903.11	467.04	4,370.15	3,113.63	2,646.59
9	CCTV	164,509.00	-	164,509.00	15%	44,855.55	17,948.02	62,803.57	119,653.45	101,705.43
10	Chairs	34,313.00	-	34,313.00	10%	11,991.45	1,729.10	13,720.55	17,290.98	15,561.88
11	Computer Lab. Tables	314,619.00	-	314,619.00	10%	86,985.31	12,542.78	99,528.10	125,427.85	112,885.06
12	Computers	5,097,608.40	364,508.00	5,462,116.40	60%	1,284,366.35	226,677.59	1,511,043.94	13,287.98	151,118.39
13	Computer Software Licence Copies	2,062,361.00	258,377.00	2,320,738.00	25%	518,385.36	104,916.80	623,302.16	161,290.19	314,750.39
14	Cordless Mic	2,300.00	-	2,300.00	15%	1,035.00	293.25	1,328.25	1,955.00	1,661.75
15	Digital Projector	338,987.50	194,987.00	533,974.50	10%	90,589.19	32,556.82	123,146.01	130,581.17	293,011.35
16	Dot Matrix Printer	128,642.00	-	128,642.00	60%	6,846.04	42.50	6,888.54	70.83	28.33
17	Drum Set	10,200.00	-	10,200.00	15%	2,272.30	271.86	2,544.17	1,812.41	1,540.54
18	Electrical & Installation	35,301.00	-	35,301.00	10%	4,561.40	657.73	5,219.12	6,577.26	5,919.54
19	Electronic Equipment	459,361.75	-	459,361.75	10%	79,740.19	11,498.08	91,238.27	114,980.79	103,482.71
20	Electronic Lab. Tables	32,960.00	-	32,960.00	10%	4,369.23	630.02	4,999.25	6,300.19	5,670.17
21	Emergency Lamp	2,600.00	-	2,600.00	10%	698.57	100.73	799.30	1,007.29	906.56
22	Fan	49,427.00	-	49,427.00	10%	13,549.51	1,953.76	15,503.27	19,537.62	17,583.86
23	Fax Machine	7,110.00	-	7,110.00	15%	1,687.84	201.94	1,889.78	1,346.24	1,144.30
24	Flag Stand and Pipe	2,950.00	-	2,950.00	10%	445.82	64.28	510.11	642.85	578.56
25	Furniture & Dead Stock	78,541.00	-	78,541.00	15%	24,444.92	2,924.62	27,369.54	19,497.48	16,572.86
26	Gas Stove	1,050.00	-	1,050.00	15%	228.72	27.36	256.08	182.43	155.07
27	Generator	518,034.00	-	518,034.00	15%	178,926.10	21,406.94	200,333.04	142,712.96	121,306.02
28	Glass Board	27,000.00	-	27,000.00	15%	4,410.29	527.65	4,937.94	3,517.68	2,990.03
29	Hall Size Storewell	6,000.00	-	6,000.00	15%	980.07	117.26	1,097.32	781.70	664.45
30	H.P. Printer 1022	9,750.00	-	9,750.00	15%	3,330.93	398.52	3,729.45	2,656.78	2,258.26
31	Library Books	1,042,036.30	36,007.00	1,078,043.30	15%	214,975.59	31,121.00	246,096.59	171,466.33	176,352.33
32	Library Tables	78,000.00	-	78,000.00	10%	11,788.31	1,699.81	13,488.12	16,998.07	15,298.26
33	Magazine Stand	2,472.30	-	2,472.30	10%	373.65	53.88	427.52	538.77	484.90
34	Master Lock	490.00	-	490.00	10%	73.92	10.66	84.58	106.59	95.93
35	Mic	5,196.00	-	5,196.00	15%	2,338.20	662.49	3,000.69	4,416.60	3,754.11
36	Notice Board	25,215.00	-	25,215.00	10%	7,274.62	1,048.96	8,323.58	10,489.58	9,440.62
37	Number Machine	1,445.00	-	1,445.00	15%	386.47	46.24	432.70	308.24	262.01
38	Office Tables	136,945.00	11,250.00	148,195.00	10%	30,267.53	5,489.40	35,756.94	43,644.05	49,404.64
39	OHP	14,077.00	-	14,077.00	10%	2,836.58	409.02	3,245.60	4,090.19	3,681.17
40	PCO Coin Box	2,500.00	-	2,500.00	15%	725.97	86.86	812.83	579.04	492.18
41	Plastic Chairs	22,110.00	-	22,110.00	10%	3,203.95	433.65	3,637.60	4,336.52	3,902.87
42	Platform	24,000.00	-	24,000.00	10%	3,627.18	523.02	4,150.20	5,230.18	4,707.16



Principal  
P.V.G.'s College of Science  
Vidyanagari, S. No. 44, Parvati,  
Bengaluru - 560029





**Pune Vidarthi Griha's College of Science, Pune-411009.**  
**Budget for the year 2015-16**

Estimated Receipts		Amount	Estimated Expenditure Head	Amount
<u>Recurring Receipts</u>			<u>Recurring Expenses</u>	
<u>Fee Collection</u>		20698720.00	Salaries	14664430
F.Y. 80 Students x	39620	3169600	Affiliation & Continuation	115000
S.Y. 90 Students x	38730	3485700	Advertisement	100000
T.Y. 70 Students x	41090	2876300	Audit Fees & Professional Fee	25000
MCS-I 60 Students x	56340	3380400	Conveyance	30000
MCS-II 66 Students x	50540	3335640	Competition & Sports Exps	15000
MCA-I 30 Students x	55840	1675200	Education, Seminar & Training	60000
MCA-II 29 Students x	55240	1601960	E.P.F. Employer's share	648000
MCA-III 23 students x	51040	1173920	E.P.F. Administrative Expenses	130000
Misc Receipts		3000.00	Examination Expenses	75000
			Electricity Expenses	600000
			Functions & Festivals	25000
			Gathering & Cultural Expenses	250000
			Gratuity Premium	100000
			Medical Expenses	5000
			Misc. Expenses	30000
			Office Expenses	5000
			Periodicals	15000
			Postage Expenses	5000
			Printing & Stationary Expenses	600000
			Reception & Refreshment Exps.	60000
			Sanitation & Cleaning Expenses	70000
			Telephone Expenses & Internet	240000
			TADA to UOP Committee Exps.	30000
			Computer Maintenance	100000
			Comp Maint contract	500000
			Electronics Lab. Maintenance	10000
			Fur. & Dead stock Maintenance	50000
			Equipment Maintenance(AMCs)	150000
			Diesel Exp.	150000
			Rent	720000
			Property Tax	35000
			University Share	339692
			Advance against 6th pay	40311
				<b>19992433</b>
			<u>Non Recurring Expenses</u>	
			Library Books	50000
			Computer Purchases	300000
			Electronics Equipments	50000
			Furniture (Benches, Table etc.)	10000
			Furniture (Office)	20000
			Building Painting(External)	200000
			Building Maintenance	100000
			Software upgradation (License)	200000
			Terrace Shed	200000
			UPS/Battery (3.5KVA) 15	160000
			UPS/Battery (Small)	30000
				<b>1320000</b>
Deficit		610713.00		
<b>Total Rs.</b>		<b>21312433.00</b>		<b>21312433.00</b>



*[Signature]*  
Principal

P.V.G.'s College of Science  
Vidyanagari, S. No. 44, Parvati,  
Pune - 411 009

*[Signature]*  
Principal  
P.V.G.'s College of Science  
Vidyanagari, S. No. 44, Parvati,  
Pune - 411 009.

THE BOMBAY PUBLIC TRUSTS ACT, 1950.  
SCHEDULE VIII [VIDE RULE 17(1)]

NAME OF THE PUBLIC TRUST: Pune Vidyarthi Griha's College of Science  
ADDRESS: S.NO. 44, VIDYANAGARI, PARVATI,  
PUNE : 411 009.

COLLEGE OF SCIENCE  
BALANCE SHEET AS AT 31ST MARCH, 2016

FUNDS & LIABILITIES	SCH.	Amount (Rs.) AS AT 31.03.2016	PROPERTY AND ASSETS	SCH.	Amount (Rs.) AS AT 31.03.2016
OTHER EARMARKED FUNDS (Created under the provisions of the trust deed on scheme or out of the income)	A	22,810,256.55	INVESTMENTS (Market value of the above investments is Rs.....)		1,232,297.01
LOANS(SECURED OR UNSECURED)			FURNITURE, FIXTURES & OTHER ASSETS	C	15,042,132.75
LIABILITIES	B	3,119,805.20	LOANS(SECURED OR UNSECURED)		-
			ADVANCES, DEPOSITS & OTHERS	D	1,653,709.00
			CASH AND BANK BALANCES	E	1,074,438.56
			SOCIETY'S ACCOUNT PUNE VIDYARTHI GRIHA'S A/c	F	6,927,484.43
<b>TOTAL RS.</b>		<b>25,930,061.75</b>	<b>TOTAL RS.</b>		<b>25,930,061.75</b>

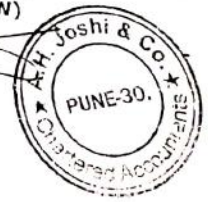
The above Balance Sheet to the best of my/our  
belief contains a true account of the Funds &  
Liabilities and of the Property & Assets of Trust.

AS PER OUR REPORT OF EVEN DATE  
FOR A. H. JOSHI & CO  
CHARTERED ACCOUNTANTS  
(Firm Reg. No. 112396W)

*[Signature]*  
Accountant & Principal  
P.V.G.'s College of Science

*[Signature]* Director & Secretary  
*[Signature]* Chairman  
Pune Vidyarthi Griha

*[Signature]*  
S.A. JOSHI  
(PARTNER)  
M. NO. 037772



DATE:  
PLACE: PUNE

*[Signature]*  
TREASURER,  
Pune Vidyarthi Griha  
Pune - 411030.

Principal  
P.V.G.'s College of Science  
Vidyanagari, S. No. 44, Parvati,  
Pune - 411 009

2 SEP 2016

**THE BOMBAY PUBLIC TRUSTS ACT, 1950  
SCHEDULE IX [Vide Rule 17 (1)]**

**NAME OF THE PUBLIC TRUST:** Pune Vidyarthi Griha's College of Science  
**ADDRESS :** S.NO. 44, VIDYANAGARI, PARVATI,  
PUNE : 411 009.

**COLLEGE OF SCIENCE  
INCOME AND EXPENDITURE ACCOUNT  
FOR THE YEAR ENDED 31.3.2016**

EXPENDITURE	SCH.	AMOUNT (RS.)	AMOUNT (RS.) FOR THE YEAR ENDED (31.03.2016)	INCOME	SCH.	AMOUNT (RS.)	AMOUNT (RS.) FOR THE YEAR ENDED (31.03.2016)
TO EXPENDITURE IN RESPECT OF PROPERTIES			-	BY RENT			
TO ESTABLISHMENT EXPENSES				BY INTEREST : Interest on FD			145,516.27
TO REMUNERATION TO TRUSTEES				BY DIVIDEND			
TO LEGAL EXPENSES				BY DONATIONS IN CASH OR KIND			
TO AUDIT FEES			9,270.00	BY GRANTS			
TO CONTRIBUTION AND FEES				BY INCOME FROM OTHER SOURCES Other Income Fees Received	H I	1,013,363.71 19,752,105.00	20,765,468.71
TO AMOUNTS WRITTEN OFF				BY MISCELLANEOUS RECEIPTS			
TO MISCELLANEOUS EXPENSES			12,281.00	BY TRANSFER FROM RESERVE			-
TO DEPRECIATION	C		3,805,483.49	BY DEFICIT CARRIED OVER TO Pune Vidyarthi Griha's A/c			3,410,044.08
TO AMOUNTS TRANSFERRED TO RESERVE OR SPECIFIC FUNDS Equipments and Other Assets Fund	A		-				
TO EXPENDITURE ON OBJECTS OF THE TRUST	G		20,493,994.57				
TO SURPLUS CARRIED OVER TO PUNE VIDYARTHI GRIHA'S A/C							
<b>TOTAL RS.</b>			<b>24,321,029.06</b>	<b>TOTAL RS.</b>			<b>24,321,029.06</b>

AS PER OUR REPORT OF EVEN DATE  
FOR A. H. JOSHI & CO  
CHARTERED ACCOUNTANTS  
(Firm Reg. No. 112396W)


*S.V.*  
Accountant In Charge  
P.V.G.'s College of Science

*[Signature]*  
Director & Secretary  
Pune Vidyarthi Griha

*[Signature]*  
Chairman

*[Signature]*  
Principal

*[Signature]*  
SJA.JOSHI  
(PARTNER)  
M. NO.037772



DATE:  
PLACE: PUNE

*[Signature]*  
THEASURER,  
Pune Vidyarthi Griha

P.V.G.'s College of Science  
Vidyanagari, S. No. 44, Parvati,  
Pune - 411 009

2 SEP 2016



**SCHEDULE - C  
SCHEDULE OF DEPRECIATION**

SR. NO.	PARTICULARS	GROSS BLOCK AS AT 1.04.2015	ADDITIONS/ (DEDUCTIONS) (Rs.)	TOTAL (Rs.)	RATE	DEPRECIATION			W.D.V. AS AT 31.3.15	W.D.V. AS AT 31.03.2016
						UP TO 31.03.2015	DURING THE YEAR	TOTAL (Rs.)		
1	Air Conditioner	36,980.00		36,980.00	15%	-	-	-	-	-
2	Alluminium Rack	3,000.00		3,000.00	15%	-	-	-	-	-
3	Automatic Master Printer	132,000.00		132,000.00	15%	45,095.76	13,035.64	58,131.39	86,904.24	73,868.61
4	Barcode Scanner	4,368.00		4,368.00	15%	1,473.40	434.19	1,907.59	2,894.60	2,460.41
5	Cannon Copier Machine	247,763.00		247,763.00	15%	40,398.46	31,104.68	71,503.14	207,364.54	176,259.86
6	Benches	317,356.00		317,356.00	10%	63,048.27	25,430.77	88,479.04	254,307.73	228,876.96
7	Black Board	7,540.00		7,540.00	10%	854.70	668.53	1,523.23	6,685.30	6,016.77
8	Battery & UPS	1,198,866.00		1,198,866.00	15%	319,920.48	131,841.83	451,762.31	878,945.32	747,103.69
9	Book Case	200,878.00		200,878.00	10%	52,096.57	14,878.14	66,974.71	148,781.43	133,903.29
10	Calculators	11,080.00		11,080.00	15%	3,903.11	1,076.53	4,979.64	7,176.89	6,100.36
11	CCTV	164,509.00		164,509.00	15%	44,855.55	17,948.02	62,803.57	119,553.45	101,705.43
12	Chairs	34,313.00	14,025.00	48,338.00	10%	11,991.45	5,037.16	17,028.60	36,346.55	45,334.40
13	Computer Lab. Tables	314,619.00		314,619.00	10%	86,985.31	22,763.37	109,748.68	227,633.69	204,870.32
14	Computers	5,462,116.40		5,462,116.40	60%	1,284,366.35	2,506,650.03	3,791,016.38	4,177,750.05	1,671,100.02
15	Computer Software Licence Copies	2,320,738.00	126,229.00	2,446,967.00	25%	518,385.36	513,702.66	1,032,088.02	1,928,581.64	1,541,107.98
16	Cordless Mic	2,300.00		2,300.00	15%	1,035.00	189.75	1,224.75	1,265.00	1,075.25
17	Digital Projector	533,974.50		533,974.50	10%	90,589.19	44,338.53	134,927.72	443,385.31	399,046.78
18	Dot Matrix Printer	128,642.00		128,642.00	60%	6,846.04	73,077.58	79,923.62	121,795.96	48,718.38
19	Drum Set	10,200.00		10,200.00	15%	2,272.30	1,189.15	3,461.46	7,927.70	6,738.54
20	Electrical & Installation	35,301.00		35,301.00	10%	4,561.40	3,073.96	7,635.36	30,739.60	27,665.64
21	Electronic Equipment	459,361.75		459,361.75	10%	79,740.19	37,962.16	117,702.35	379,621.56	341,659.40
22	Electronic Lab. Tables	32,960.00		32,960.00	10%	4,369.23	2,859.08	7,228.31	28,590.77	25,731.69
23	Emergency Lamp	2,600.00		2,600.00	10%	698.57	190.14	888.71	1,901.43	1,711.29
24	Fan	49,427.00		49,427.00	10%	13,549.51	3,587.75	17,137.26	35,877.49	32,289.74
25	Fax Machine	7,110.00		7,110.00	15%	1,687.84	813.32	2,501.17	5,422.16	4,608.83
26	Flag Stand and Pipe	2,950.00		2,950.00	10%	445.82	250.42	696.24	2,504.18	2,253.76
27	Furniture & Dead Stock	78,541.00		78,541.00	15%	24,444.92	8,114.41	32,559.33	54,096.08	45,981.67
28	Gas Stove	1,050.00		1,050.00	15%	228.72	123.19	351.91	821.28	698.09
29	Generator	518,034.00		518,034.00	15%	178,926.10	50,866.18	229,792.29	339,107.90	288,241.71
30	Glass Board	27,000.00		27,000.00	15%	4,410.29	3,388.46	7,798.75	22,589.71	19,201.25
31	Hall Size Storewell	6,000.00		6,000.00	15%	980.07	752.99	1,733.06	5,019.93	4,266.94
32	H.P. Printer 1022	9,750.00		9,750.00	15%	3,330.93	962.86	4,293.79	6,419.07	5,456.21
33	Library Books	1,078,043.30	16,796.00	1,094,839.30	15%	214,975.59	134,498.96	349,474.54	879,863.71	762,160.76
34	Library Tables	78,000.00		78,000.00	10%	11,788.31	6,621.17	18,409.48	66,211.69	59,590.52
35	Magazine Stand	2,472.30		2,472.30	10%	373.65	209.87	583.51	2,098.65	1,888.79
36	Master Lock	490.00		490.00	10%	73.92	41.61	115.53	416.08	374.47
37	Mic	5,196.00		5,196.00	15%	2,338.20	428.67	2,766.87	2,857.80	2,429.13
38	Notice Board	25,215.00		25,215.00	10%	7,274.62	1,794.04	9,068.66	17,940.38	16,146.34
39	Number Machine	1,445.00		1,445.00	15%	386.47	158.78	545.25	1,058.53	899.75
40	Office Tables	148,195.00		148,195.00	10%	30,267.53	11,792.75	42,060.28	117,927.47	106,134.72
41	OHP	14,077.00		14,077.00	10%	2,836.58	1,124.04	3,960.63	11,240.42	10,116.37
42	PCO Coin Box	2,500.00		2,500.00	15%	725.97	265.10	992.07	1,774.03	1,507.93
43	Plastic Chairs	22,110.00		22,110.00	10%	3,203.95	1,890.67	5,094.55	18,906.05	17,015.45
44	Platform	24,000.00		24,000.00	10%	3,622.18	2,037.81	5,664.46	20,372.82	18,335.54
45	Podium	6,115.00		6,115.00	10%	1,301.68	481.33	1,783.01	4,813.32	4,331.99
46	Pump	8,753.00		8,753.00	10%	2,330.78	642.22	2,973.00	6,422.22	5,780.00
47	Risograph Digital Duplicator Machine	179,010.00		179,010.00	15%	80,554.50	14,768.33	95,322.83	98,455.50	83,687.18
48	Shoes Stand	12,750.00		12,750.00	15%	4,110.53	1,295.92	5,406.45	8,639.47	7,453.53
49	name boards	14,336.00		14,336.00	15%	4,300.80	1,505.28	5,806.08	10,035.20	8,831.92
50	Sound System	25,983.00		25,983.00	10%	6,981.19	1,900.18	8,881.37	19,001.81	17,100.63
51	Stools	14,210.00		14,210.00	10%	2,073.03	1,213.70	3,286.73	12,136.97	10,923.27
52	Storewell	86,200.50		86,200.50	10%	18,745.15	5,490.68	24,235.83	67,455.35	60,709.82
53	Tally	4,200.00		4,200.00	15%	1,890.00	345.50	2,235.50	2,310.00	2,064.50
54	Telephone Instruments	13,790.00		13,790.00	10%	4,467.15	1,222.25	5,399.44	9,322.85	8,390.56

P.V.G.'s College of Science  
Pune  
411009


P.V.G.'s College of Science  
Vidyanagar, Pune - 411009

P.V.G.'s College of Science  
Vidyanagar, Pune - 411009

**Pune Vidarthi Griha's College of Science, Pune-411009.**

**Budget for the year 2016-17**

Estimated Receipts		Amount	Estimated Expenditure Head	Amount
<b>Recurring Receipts</b>			<b>Recurring Expenses</b>	
<b>Fee Collection</b>		20899900.00	Salaries	13925124
F.Y. 80 Students x	40120 3209600		E.P.F. Employer's share	648000
S.Y. 90 Students x	39230 3530700		E.P.F. Administrative Expenses	130000
T.Y. 80 Students x	41590 3327200		Gratuity Premium	100000
MCS-I 60 Students x	56840 3410400		Advance against 6th pay	15000
MCS-II 60 Students x	51040 3062400		Affiliation & Continuation	100000
MCA-I 30 Students x	56340 1690200		Advertisement	100000
MCA-II 22 Students x	55740 1226280		Examination Expenses	75000
MCA-III 28 students x	51540 1443120		TADA to UOP Committee Exps.	30000
			University Share	349630
Misc Receipts		10000.00	Computer Maintenance	100000
			Comp Maint contract	550000
			Electronics Lab. Maintenance	10000
			Fur. & Dead stock Maintenance	50000
			Equipment Maintenance(AMCs)	150000
			Functions & Festivals	15000
			Gathering & Cultural Expenses	250000
			Competition & Sports Exps	15000
			Education, Seminar & Training	60000
			Medical Expenses	5000
			Printing & Stationary Expenses	600000
			Rent	7200000
			Electricity Expenses	600000
			Audit Fees & Professional Fee	25000
			Conveyance	30000
			Misc. Expenses	50000
			Office Expenses	5000
			Periodicals & News Paper	20000
			Postage Expenses	5000
			Reception & Refreshment Exps.	50000
			Sanitation & Cleaning Expenses	70000
			Telephone Expenses & Internet	240000
			Diesel Exp.	150000
				<b>25722754</b>
			<b>Non Recurring Expenses</b>	
			Library Books	25000
			Computer Purchases	1000000
			Electronics Equipments	25000
			Furniture (Benches, Table etc.)	10000
			Furniture (Office)	20000
			Building Painting(External)	200000
			Building Maintenance	100000
			Software upgradation (License)	300000
			Terrace Shed	200000
				<b>1880000</b>
<b>Deficit</b>		<b>6702854.00</b>		
<b>Total Rs.</b>		<b>27612754.00</b>		<b>27602754.00</b>



*RAJESH*

*[Signature]*

Vidyanagari, S. No. 44, Parvati, Pune - 411 009.

Vidyanagari, S. No. 44, Parvati, Pune - 411 009.

*[Signature]*

P.V.G.'s College of Science  
Vidyanagari, S. No. 44, Parvati,  
Pune - 411 009

NAME OF THE PUBLIC TRUST: Pune Vidyarthi Griha's College of Science

ADDRESS: B.NO. 44, VIDYANAGARI, PARVATI,  
PUNE - 411 009.

COLLEGE OF SCIENCE  
BALANCE SHEET AS AT 31ST MARCH, 2017

FUNDS & LIABILITIES	SCH.	Amount (Rs.) AS AT 31.03.2017	PROPERTY AND ASSETS	SCH.	Amount (Rs.) AS AT 31.03.2017
OTHER EARMARKED FUNDS (Created under the provisions of the trust deed on scheme or out of the income)	A	2,44,82,248.32	INVESTMENTS (Market value of the above investments is Rs.....)		
LOANS(SECURED OR UNSECURED)			FURNITURE, FIXTURES & OTHER ASSETS	C	1,52,07,929.75
LIABILITIES	B	37,09,153.64	LOANS(SECURED OR UNSECURED)		
			ADVANCES, DEPOSITS & OTHERS	D	25,22,575.95
			CASH AND BANK BALANCES	E	1,42,209.37
			SOCIETY'S ACCOUNT PUNE VIDYARTHI GRIHA'S A/c	F	1,03,18,686.89
TOTAL RS.		2,81,91,401.96	TOTAL RS.		2,81,91,401.96

The above Balance Sheet to the best of my/our  
belief contains a true account of the Funds &  
Liabilities and of the Property & Assets of Trust.

AS PER OUR REPORT OF EVEN DATE  
FOR A. H. JOSHI & CO  
CHARTERED ACCOUNTANTS  
(Firm Reg. No. 112396W)

Accountant Principal  
P.V.G.'s College of Science

Treasurer Secretary Chairman  
Pune Vidyarthi Griha

Principal

P.V.G.'s College of Science  
Vidyanagari S. No 44, Parvati,  
Pune - 411 009

S.A.JOSHI  
(PARTNER)  
M. NO.037772



DATE:  
PLACE: PUNE

APR 2017



HAND OF THE PUBLIC TRUST: Pune Vidyarthi Griha's College of Science

ADDRESS: S. NO. 44, VIDYANAGARI, PARVATI, PUNE - 411 009.

COLLEGE OF SCIENCE  
INCOME AND EXPENDITURE ACCOUNT  
FOR THE YEAR ENDED 31.3.2017


EXPENDITURE	SCH.	AMOUNT (RS.)	AMOUNT (RS.) FOR THE YEAR ENDED (31.03.2017)	INCOME	SCH.	AMOUNT (RS.)	AMOUNT (RS.) FOR THE YEAR ENDED (31.03.2017)
TO EXPENDITURE IN RESPECT OF PROPERTIES			-	BY RENT			
TO ESTABLISHMENT EXPENSES				BY INTEREST : Interest on FD			1,86,971.94
TO REMUNERATION TO TRUSTEES				BY DIVIDEND			
TO LEGAL EXPENSES				BY DONATIONS IN CASH OR KIND			
TO AUDIT FEES			10,305.00	BY GRANTS			
TO CONTRIBUTION AND FEES				BY INCOME FROM OTHER SOURCES			
TO AMOUNTS WRITTEN OFF				Other Income	H	1,16,949.00	
TO MISCELLANEOUS EXPENSES				Fees Received	I	1,87,76,435.00	1,88,93,384.00
TO DEPRECIATION	C		16,71,991.77	BY MISCELLANEOUS RECEIPTS			
TO AMOUNTS TRANSFERRED TO RESERVE OR SPECIFIC FUNDS Equipments and Other Assets Fund	A			BY TRANSFER FROM RESERVE			
TO EXPENDITURE ON OBJECTS OF THE TRUST	G		1,85,56,352.63	BY DEFICIT CARRIED OVER TO Pune Vidyarthi Griha's A/c			11,58,293.46
TO SURPLUS CARRIED OVER TO PUNE VIDYARTHI GRIHA'S A/C							
<b>TOTAL RS.</b>			<b>2,02,38,649.40</b>	<b>TOTAL RS.</b>			<b>2,02,38,649.40</b>

AS PER OUR REPORT OF EVEN DATE FOR A. H. JOSHI & CO CHARTERED ACCOUNTANTS (Firm Reg. No. 112396W)

Accountant Principal  
P.V.G's College of Science

Treasurer Secretary Chairman  
Pune Vidyarthi Griha  
Principal

S.A. JOSHI  
(PARTNER)  
M. NO. 037772




P.V.G's College of Science  
Vidyarthi Griha, S. No. 44, Parvati,  
Pune - 411 009

DATE:  
PLACE: PUNE

APR 2017

Sl. No.	PARTICULARS	AMOUNT BILLED AS AT 1.03.2018		TOTAL (Rs.)	RATE	UP TO 31.03.2018	DEPRECIATION DURING THE YEAR	TOTAL (Rs.)	W.D.V. AS AT	
		AMOUNT	(REDUCTIONS)						31.3.2017	31.03.2019
1	Air Conditioner	18,000.00		18,000.00	10%		1,800.00	1,620.00	13,280.00	16,200.00
2	Aluminium Rack	1,000.00		1,000.00	10%		100.00	900.00	2,700.00	1,000.00
3	Automatic Master Printer	1,12,000.00		1,12,000.00	10%	98,131.39	2,186.86	65,518.24	66,481.75	23,860.61
4	Barcode Scanner	4,100.00		4,100.00	10%	1,907.90	240.04	2,151.81	2,214.17	2,460.41
5	Cannon Copier Machine	2,47,763.00		2,47,763.00	10%	71,503.14	17,625.99	89,129.12	1,58,633.88	1,70,259.00
6	Benches	1,17,358.00		1,17,358.00	10%	88,479.04	22,887.70	1,11,366.74	2,05,909.26	2,20,876.90
7	Black Board	7,540.00		7,540.00	10%	1,323.23	601.68	2,124.90	5,415.10	6,016.77
8	Battery & UPS	11,98,866.00		11,98,866.00	10%	4,51,762.31	74,710.37	5,26,472.68	6,72,393.32	7,47,101.69
9	Book Case	2,00,878.00		2,00,878.00	10%	66,974.71	13,390.33	80,365.04	1,20,512.96	1,33,901.29
10	Calculators	11,080.00		11,080.00	10%	4,979.64	610.04	5,589.68	5,490.32	6,100.36
11	CCTV	1,64,509.00		1,64,509.00	10%	62,803.57	10,170.54	72,974.11	91,534.89	1,01,705.43
12	Chairs	48,338.00		48,338.00	10%	17,028.60	4,533.44	21,562.04	26,775.96	45,334.40
13	Computer Lab. Tables	3,14,619.00		3,14,619.00	10%	1,09,748.68	20,487.03	1,30,235.71	1,84,383.29	2,04,870.32
14	Computers	54,62,116.40		54,62,116.40	60%	37,91,016.38	10,02,660.01	47,93,676.39	6,68,440.01	16,71,100.02
15	Computer Software Licence Copies	24,46,967.00	1,34,673.00	25,81,640.00	10%	10,32,088.02	1,67,578.10	11,99,666.12	13,81,973.88	15,41,107.98
16	Cordless Mic	2,300.00		2,300.00	10%	1,224.75	107.53	1,332.28	967.73	1,075.25
17	Digital Projector	5,33,974.50		5,33,974.50	10%	1,34,927.72	39,904.68	1,74,832.40	3,59,142.10	3,99,046.78
18	Dot Matrix Printer	1,28,642.00		1,28,642.00	60%	79,923.62	29,231.03	1,09,154.65	19,487.35	48,718.38
19	Drum Set	10,200.00		10,200.00	10%	3,461.46	673.85	4,135.31	6,064.69	6,738.54
20	Electrical & Installation	35,301.00		35,301.00	10%	7,635.36	2,766.56	10,401.92	24,899.08	27,665.64
21	Electronic Equipment	4,59,361.75		4,59,361.75	10%	1,17,702.35	34,165.94	1,51,868.29	3,07,493.46	3,41,659.40
22	Electronic Lab. Tables	32,960.00		32,960.00	10%	7,228.31	2,573.17	9,801.48	23,158.52	25,731.69
23	Emergency Lamp	2,600.00		2,600.00	10%	888.71	171.13	1,059.84	1,540.16	1,711.29
24	Fan	49,427.00		49,427.00	10%	17,137.26	3,228.97	20,366.23	29,060.77	32,289.74
25	Fax Machine	7,110.00		7,110.00	10%	2,501.17	460.88	2,962.05	4,147.95	4,608.83
26	Flag Stand and Pipe	2,950.00		2,950.00	10%	696.24	225.38	921.62	2,028.38	2,253.76
27	Furniture & Dead Stock	78,541.00		78,541.00	10%	32,559.33	4,598.17	37,157.50	41,383.50	45,981.67
28	Gas Stove	1,050.00		1,050.00	10%	351.91	69.81	421.72	628.28	698.09
29	Generator	5,18,034.00		5,18,034.00	10%	2,29,792.29	28,824.17	2,58,616.46	2,59,417.54	2,88,241.71
30	Glass Board	27,000.00		27,000.00	10%	7,798.75	1,920.13	9,718.87	17,281.13	19,201.25
31	Hall Size Storewell	6,000.00		6,000.00	10%	1,733.06	426.69	2,159.75	3,840.25	4,266.94
32	H.P. Printer 1022	9,750.00		9,750.00	10%	4,293.79	545.62	4,839.41	4,910.59	5,456.21
33	Library Books	10,94,839.30	31,124.00	11,25,963.30	10%	3,49,474.54	79,328.48	4,28,803.02	6,97,160.28	7,62,160.76
34	Library Tables	78,000.00		78,000.00	10%	18,409.48	5,959.05	24,368.53	53,631.47	59,590.52
35	Magazine Stand	2,472.30		2,472.30	10%	583.51	188.88	772.39	1,699.91	1,888.79
36	Master Lock	490.00		490.00	10%	115.53	37.45	152.98	337.02	374.47
37	Mic	5,196.00		5,196.00	10%	2,766.87	242.91	3,009.78	2,186.22	2,429.13
38	Notice Board	25,215.00		25,215.00	10%	9,068.66	1,614.63	10,683.29	14,531.71	16,146.34
39	Number Machine	1,445.00		1,445.00	10%	545.25	89.98	635.22	809.78	899.75
40	Office Tables	1,48,195.00		1,48,195.00	10%	42,060.28	10,613.47	52,673.75	95,521.25	1,06,134.72
41	OHP	14,077.00		14,077.00	10%	3,950.63	1,011.64	4,972.26	9,104.74	10,116.37
42	PCO Coin Box	2,500.00		2,500.00	10%	992.07	150.79	1,142.87	1,357.13	1,507.93
43	Plastic Chairs	22,110.00		22,110.00	10%	5,094.56	1,701.54	6,796.10	15,313.90	17,015.45
44	Platform	24,000.00		24,000.00	10%	5,664.46	1,833.55	7,498.01	16,501.99	18,335.54




Principal  
P.V.G.'s College of Science  
Vidyanagari, S. No. 44, Parvati,  
Pune - 411 009



**Pune Vidvarthi Griha's College of Science, Pune-411009.**

**Budget for the year 2017-18**

Estimated Receipts		Amount	Estimated Expenditure Head	Amount
<b>Recurring Receipts</b>			<b>Recurring Expenses</b>	
<b>Fee Collection</b>		17310970.00	Salaries	14591961
F.Y. 80 Students x	40120 3209600		E.P.F. Employer's share	648000
S.Y. 90 Students x	39230 3530700		E.P.F. Administrative Expenses	130000
T.Y. 70 Students x	41590 2911300		Gratuity Premium	100000
MCS-I 60 Students x	56790 3407400		Affiliation & Continuation	100000
MCS-II 60 Students x	51090 3065400		Advertisement	100000
MCA-III 23 students x	51590 1186570		Examination Expenses	75000
			TADA to UOP Committee Exps.	30000
			University Share	150000
			Computer Maintenance	100000
<b>Misc Receipts</b>		20000.00	Comp Maint contract	500000
			Electronics Lab. Maintenance	10000
			Fur. & Dead stock Maintenance	50000
			Equipment Maintenance(AMCs)	150000
			Functions & Festivals	15000
			Gathering & Cultural Expenses	300000
			Competition & Sports Exps	40000
			Education, Seminar & Training	60000
			Medical Expenses	5000
			Printing & Stationary Expenses	600000
			Rent	3500000
			Electricity Expenses	600000
			Audit Fees & Professional Fee	30000
			Conveyance	30000
			Misc. Expenses	30000
			Office Expenses	5000
			Periodicals	15000
			Postage Expenses	5000
			Reception & Refreshment Exps.	50000
			Sanitation & Cleaning Expenses	70000
			Telephone Expenses & Internet	250000
			Diesel Exp.	120000
				<b>22459961</b>
			<b>Non Recurring Expenses</b>	
			Library Books	50000
			Computer Purchases	500000
			Electronics Equipments	20000
			Furniture (Benches, Table etc.)	10000
			Furniture (Office)	20000
			Building Painting(External)	200000
			Building Maintenance	100000
			Software upgradation (License)	200000
			Toilet Repairing	200000
			UPS/Battery	100000
			UPS/Battery (Small)	30000
				<b>1430000</b>
<b>Deficit</b>		<b>5128991.00</b>		
<b>Total Rs.</b>		<b>22459961.00</b>		<b>22459961.00</b>



*[Signature]*  
Principal  
P.V.G.'s College of Science  
Vidyanagari, S. No. 44, Parvati,  
Pune - 411 009



*[Signature]*  
S/C PRINCIPAL  
P.V.G.'s College of Science  
Vidyanagari, S. No. 44, Parvati,  
Pune - 411 009.



THE BOMBAY PUBLIC TRUSTS ACT, 1950.  
SCHEDULE IX [Vide Rule 17 (1)]

NAME OF THE PUBLIC TRUST: Pune Vidyarthi Griha's College of Science

ADDRESS: S.NO. 44, VIDYANAGARI, PARVATI,  
PUNE : 411 009.

COLLEGE OF SCIENCE  
INCOME AND EXPENDITURE ACCOUNT  
FOR THE YEAR ENDED 31.3.2018

EXPENDITURE	SCH.	AMOUNT (RS.)	AMOUNT (RS.) FOR THE YEAR ENDED (31.03.2018)	INCOME	SCH.	AMOUNT (RS.)	AMOUNT (RS.) FOR THE YEAR ENDED (31.03.2018)
TO EXPENDITURE IN RESPECT OF PROPERTIES			-	BY RENT			148,817.00
TO ESTABLISHMENT EXPENSES				BY INTEREST : Interest on FD			
TO REMUNERATION TO TRUSTEES				BY DIVIDEND			
TO LEGAL EXPENSES				BY DONATIONS IN CASH OR KIND			
TO AUDIT FEES			11,500.00	BY GRANTS			
TO CONTRIBUTION AND FEES				BY INCOME FROM OTHER SOURCES			
TO AMOUNTS WRITTEN OFF				Other Income	H	91,457.00	17,843,667.00
TO MISCELLANEOUS EXPENSES				Fees Received	I	17,752,210.00	
TO DEPRECIATION	C		3,037,828.40	BY MISCELLANEOUS RECEIPTS			
TO AMOUNTS TRANSFERRED TO RESERVE OR SPECIFIC FUNDS Equipments and Other Assets Fund	A			BY TRANSFER FROM RESERVE			4,948,185.84
TO EXPENDITURE ON OBJECTS OF THE TRUST	G		19,891,341.44	BY DEFICIT CARRIED OVER TO Pune Vidyarthi Griha's A/c			
TO SURPLUS CARRIED OVER TO PUNE VIDYARTHI GRIHA'S A/C							
TOTAL RS.			22,940,669.84	TOTAL RS.			22,940,669.84


AS PER OUR REPORT OF EVEN DATE  
FOR A. H. JOSHI & CO  
CHARTERED ACCOUNTANTS  
(Firm Reg. No. 112396W)

Accountant Principal  
P.V.G.'s College of Science

Treasurer Secretary Chairman  
Pune Vidyarthi Griha

Principal

S.A.JOSHI  
(PARTNER)  
M. NO.037772



DATE: 31 AUG 2018  
PLACE: PUNE

P.V.G.'s College of Science  
Vidyanagari, S. No. 44, Parvati,  
Pune - 411 009

THE BOMBAY PUBLIC TRUSTS ACT, 1950.  
SCHEDULE VIII [VIDE RULE 17(1)]

NAME OF THE PUBLIC TRUST: Pune Vidyarthi Griha's College of Science

ADDRESS : S.NO. 44, VIDYANAGARI, PARVATI,  
PUNE : 411 009.

COLLEGE OF SCIENCE  
BALANCE SHEET AS AT 31ST MARCH, 2018

FUNDS & LIABILITIES	SCH.	Amount (Rs.) AS AT 31.03.2018	PROPERTY AND ASSETS	SCH.	Amount (Rs.) AS AT 31.03.2018
OTHER EARMARKED FUNDS (Created under the provisions of the trust deed on scheme or out of the Income)	A	24,482,248.32	INVESTMENTS (Market value of the above investments is Rs.....)	C	9,815,915.36
LOANS (SECURED OR UNSECURED)			FURNITURE, FIXTURES & OTHER ASSETS		
LIABILITIES	B	5,842,031.44	LOANS (SECURED OR UNSECURED)		
			ADVANCES, DEPOSITS & OTHERS	D	2,776,972.95
			CASH AND BANK BALANCES	E	3,601,017.73
			SOCIETY'S ACCOUNT PUNE VIDYARTHI GRIHA'S A/c	F	14,130,373.73
<b>TOTAL RS.</b>		<b>30,324,279.76</b>	<b>TOTAL RS.</b>		<b>30,324,279.76</b>

The above Balance Sheet to the best of my/our  
belief contains a true account of the Funds &  
Liabilities and of the Property & Assets of Trust.

AS PER OUR REPORT OF EVEN DATE  
FOR A. H. JOSHI & CO  
CHARTERED ACCOUNTANTS  
(Firm Reg. No. 112396W)

Accountant Principal  
P.V.G's College of Science

Treasurer Secretary Chairman  
Pune Vidyarthi Griha

Principal

S.A.JOSHI  
(PARTNER)  
M. NO.037772



DATE: 31 AUG 2018

PLACE: PUNE

P.V.G.'s College of Science  
Vidyanagari, S. No. 44, Parvati,  
Pune - 411 009

SCHEDULE C  
SCHEDULE OF DEPRECIATION

SR. NO.	PARTICULARS	GROSS BLOCK AS AT 01.04.2017	ADDITIONS/ (DEDUCTIONS) (RS.)	Total	RATE	DEPRECIATION		W.D.V. AS AT 31.3.2018	W.D.V. AS AT 31.03.2017
						UP TO 31.03.2017	DURING THE YEAR 2017-18		
1	Air Conditioner	36,980.00		36,980.00	10%	3,698.00	3,698.00	33,282.00	36,980.00
2	Alluminium Rack	3,000.00		3,000.00	10%	300.00	300.00	2,700.00	3,000.00
3	Automatic Master Printer	132,000.00		132,000.00	10%	13,200.00	13,200.00	118,800.00	132,000.00
4	Barcode Scanner	4,368.00		4,368.00	10%	436.80	436.80	3,931.20	4,368.00
5	Cannon Copier Machine	247,763.00		247,763.00	10%	24,776.30	24,776.30	222,986.70	247,763.00
6	Benches	317,356.00		317,356.00	10%	31,735.60	31,735.60	285,620.40	317,356.00
7	Black Board	7,540.00		7,540.00	10%	754.00	754.00	6,786.00	7,540.00
8	Battery & UPS	1,198,866.00	153,000.00	1,351,866.00	10%	119,886.60	135,186.60	1,216,679.40	1,351,866.00
9	Book Case	200,878.00		200,878.00	10%	20,087.80	20,087.80	180,790.20	200,878.00
10	Calculators	11,080.00		11,080.00	10%	1,108.00	1,108.00	9,972.00	11,080.00
11	CCTV	164,509.00		164,509.00	10%	16,450.90	16,450.90	148,058.10	164,509.00
12	Chairs	48,338.00	28,080.00	76,418.00	10%	4,833.80	7,641.80	68,776.20	76,418.00
13	Computer Lab. Tables	314,619.00		314,619.00	10%	31,461.90	31,461.90	283,157.10	314,619.00
14	Computers	5,462,116.40	23,000.00	5,485,116.40	40%	2,184,846.56	2,194,046.56	3,291,069.84	5,485,116.40
15	Computer Software Licence Copies	2,581,640.00	(2,581,640.00)	-	10%	258,164.00	-	1,541,107.98	2,581,640.00
16	Cordless Mic	2,300.00		2,300.00	10%	230.00	230.00	2,070.00	2,300.00
17	Digital Projector	533,974.50		533,974.50	10%	53,397.45	53,397.45	480,577.05	533,974.50
18	Dot Matrix Printer	128,642.00		128,642.00	40%	51,456.80	51,456.80	77,185.20	128,642.00
19	Drum Set	10,200.00		10,200.00	10%	1,020.00	1,020.00	9,180.00	10,200.00
20	Electrical & Installation	35,301.00		35,301.00	10%	3,530.10	3,530.10	31,770.90	35,301.00
21	Electronic Equipment	459,361.75		459,361.75	10%	45,936.18	45,936.18	413,425.58	459,361.75
22	Electronic Lab. Tables	32,960.00		32,960.00	10%	3,296.00	3,296.00	29,664.00	32,960.00
23	Emergency Lamp	2,600.00		2,600.00	10%	260.00	260.00	2,340.00	2,600.00
24	Fan	49,427.00		49,427.00	10%	4,942.70	4,942.70	44,484.30	49,427.00
25	Fax Machine	7,110.00		7,110.00	10%	711.00	711.00	6,399.00	7,110.00
26	Flag Stand and Pipe	2,950.00		2,950.00	10%	295.00	295.00	2,655.00	2,950.00
27	Furniture & Dead Stock	78,541.00		78,541.00	10%	7,854.10	7,854.10	70,686.90	78,541.00
28	Gas Stove	1,050.00		1,050.00	10%	105.00	105.00	945.00	1,050.00
29	Generator	518,034.00		518,034.00	10%	51,803.40	51,803.40	466,230.60	518,034.00
30	Glass Board	27,000.00		27,000.00	10%	2,700.00	2,700.00	24,300.00	27,000.00
31	Hall Size Storewell	6,000.00		6,000.00	10%	600.00	600.00	5,400.00	6,000.00
32	H.P. Printer 1022	9,750.00		9,750.00	10%	975.00	975.00	8,775.00	9,750.00
33	Library Books	1,125,963.30	23,374.00	1,149,337.30	10%	114,933.73	114,933.73	1,034,403.57	1,149,337.30
34	Library Tables	78,000.00		78,000.00	10%	7,800.00	7,800.00	70,200.00	78,000.00
35	Magazine Stand	2,472.30		2,472.30	10%	247.23	247.23	2,225.07	2,472.30
36	Master Lock	490.00		490.00	10%	49.00	49.00	441.00	490.00
37	Mic	5,196.00		5,196.00	10%	519.60	519.60	4,676.40	5,196.00
38	Notice Board	25,215.00		25,215.00	10%	2,521.50	2,521.50	22,693.50	25,215.00
39	Number Machine	1,445.00		1,445.00	10%	144.50	144.50	1,300.50	1,445.00
40	Office Tables	148,195.00		148,195.00	10%	14,819.50	14,819.50	133,375.50	148,195.00
41	OHP	14,077.00		14,077.00	10%	1,407.70	1,407.70	12,669.30	14,077.00
42	PCO Coin Box	2,500.00		2,500.00	10%	250.00	250.00	2,250.00	2,500.00
43	Plastic Chairs	22,110.00		22,110.00	10%	2,211.00	2,211.00	19,899.00	22,110.00
44	Platform	24,000.00		24,000.00	10%	2,400.00	2,400.00	21,600.00	24,000.00
45	Podium	6,115.00		6,115.00	10%	611.50	611.50	5,503.50	6,115.00
46	Pump	8,753.00		8,753.00	10%	875.30	875.30	7,877.70	8,753.00
47	Risograph Digital Duplicator Machine	179,010.00		179,010.00	10%	17,901.00	17,901.00	161,109.00	179,010.00
48	Shoes Stand	12,750.00		12,750.00	10%	1,275.00	1,275.00	11,475.00	12,750.00
49	name boards	14,336.00		14,336.00	10%	1,433.60	1,433.60	12,902.40	14,336.00
50	Sound System	25,983.00		25,983.00	10%	2,598.30	2,598.30	23,384.70	25,983.00
51	Stools	14,210.00		14,210.00	10%	1,421.00	1,421.00	12,789.00	14,210.00
52	Storewell	86,200.50		86,200.50	10%	8,620.05	8,620.05	77,580.45	86,200.50
53	Tally	4,200.00		4,200.00	10%	420.00	420.00	3,780.00	4,200.00
54	Telephone Instruments	13,790.00		13,790.00	10%	1,379.00	1,379.00	12,411.00	13,790.00

