

SCHEDULE : A
LIABILITIES

SR. NO.	PARTICULARS	AMOUNT AS AT 31.03.2021	AMOUNT AS AT 31.03.2021
	OTHERS :		
1	Electricity Exp. Payable	24,140.00	
2	GST Payable		
3	Audit Fee Payable	42,480.00	
4	Telephone Expenses Payable	5,016.00	
5	LIC	1,264.00	
6	Computer Main Payable	42,920.00	
7	PVG's COET	954.00	
8	PVG Patapedhi	57,792.00	
9	Income Tax	50,000.00	
10	Salary Payable	1,457,619.00	
			1,682,185.00
	TOTAL RS.		1,682,185.00

SCHEDULE : B**FEES RECEIVED**

SR. NO.	PARTICULARS	AMOUNT AS AT 31.03.2021	AMOUNT AS AT 31.03.2021
A	Fees :		
	Fees Received:		
	Administrative Service Charges	1,014,000.00	
	Admission Fee	6,580.00	
	Computerization Fee	14,050.00	
	Disaster Management	5,620.00	
	Gymkhana	28,100.00	
	Internal Examination	1,077,200.00	
	Internet	697,800.00	
	Lab Maintenance	1,937,700.00	
	Laboratory Fee	8,845,000.00	
	Library Fee	231,550.00	
	Medical Examination	5,840.00	
	Placement	683,400.00	
	Pro-Rata for Ashwamegh	8,400.00	
	Registration Fee	2,400.00	
	Students Activities	1,294,810.00	
	Student Safety Insurance	2,800.00	
	Tuition Fee	4,846,800.00	20,702,050.00
B	Examination Fee Recd		605,040.00
	TOTAL A		21,307,090.00
C	Other Receipts :		
1	Sale of Admission Forms	64,048.90	
2	Identity Card		
3	Stationery Fee	969,000.00	
4	Transcript Fee	1,255.00	
5	University Fee	359,540.00	
6	Eligibility Fee	132,000.00	
7	Physical Examination	3,650.00	
8	Development Fund	70,250.00	
9	Caution Money	171,000.00	
10	Students Aid Fund	4,250.00	
11	Students Welfare Fund	28,000.00	
12	UOP Exam Recd	186,085.00	
	TOTAL B		1,989,078.90
	Other Fees 1	99,150.00	
	Other fees 2	2,059,760.00	2,158,910.00
	Total Rs.		25,455,078.90

**SCHEDULE : C
SCHEDULE OF DEPRECIATION**

SR. NO.	PARTICULARS	GROSS BLOCK AS AT 1.04.2020	ADDITIONS/ (DEDUCTIONS) (Before Sept)	ADDITIONS/ (DEDUCTIONS) (After Sept)	Fundwrite off	TOTAL (Rs.)	DEPRECIATION			W.D.V. AS AT 31.03.2021	
							RATE	UP TO 31.03.2020	DURING THE YEAR		TOTAL (Rs.)
1	Air Conditioner	132,231			35,632.00	96,599	15%		15,631	15,631	80,967.95
2	Alluminium Rack	3,000			1,732	1,268	10%		126.80	126.80	1,141.20
3	Auaguard	7,190			5,680	1,510	15%		226.50	226.50	1,283.50
4	Automatic Master Printer	132,000			121,265	10,735	40%		4,294.00	4,294.00	6,441.00
5	Barcode Scanner	4,368			3,983	385	15%		57.75	57.75	327.25
6	Cannon Copler Machine	247,763			180,327	67,436	15%		10,115.40	10,115.40	57,320.60
7	Benches	317,356			259,346	58,010	10%		5,801.00	5,801.00	52,209.00
8	Black Board	7,540			6,776	764	10%		76.40	76.40	687.60
9	Battery & UPS	1,654,328.22			1,093,721	560,607	15%		84,091.08	84,091.08	476,516.14
10	Bed	7,670			767	6,903	10%		690.30	690.30	6,212.70
11	Book Case	200,878			152,620	48,258	10%		4,825.80	4,825.80	43,432.20
12	Calculators	11,080			10,117	963	15%		144.45	144.45	818.55
13	CCTV	169,229			113,037	56,192	15%		8,428.80	8,428.80	47,763.20
14	Chairs	88,418			38,310	50,108	10%		5,010.80	5,010.80	45,097.20
15	Computer Lab. Tables	314,619			230,232	84,387	10%		8,438.70	8,438.70	75,948.30
16	Computers	6,648,116.00			6,024,749	623,367	40%		249,346.80	249,346.80	374,020.20
17	Cordless Mic	2,300			1,703	597	15%		89.55	89.55	507.45
18	Digital Projector	533,974.50			347,401	186,574	15%		27,986.03	27,986.03	158,587.48
19	DLP Remote	2,500			1,829	671	10%		67.10	67.10	603.90
20	DLP Trolley	7,160			5,025	2,135	10%		213.50	213.50	1,921.50
21	Dot Matrix Printer	128,642			128,642	-	40%		-	-	-
22	Drum Set	10,200			9,311	889	15%		133.35	133.35	755.65
23	DVD	6,000			4,390	1,610	15%		241.50	241.50	1,368.50
24	Electrical & Installation	35,301			31,720	3,581	15%		537.15	537.15	3,043.85
25	Electronic Equipment	459,362.75			359,970	99,393	15%		14,908.91	14,908.91	84,483.84
26	Electronic Lab. Tables	32,960			29,377	3,583	10%		358.30	358.30	3,224.70
27	Emergency Lamp	2,600			2,094	506	15%		75.90	75.90	430.10
28	Epson LX 300 Printer	145,225			145,174	51	40%		20.40	20.40	30.60
29	Epson L3110 Printer	10,500			4,200	6,300	40%		2,520.00	2,520.00	3,780.00
30	Fan	49,427			37,359	12,068	15%		1,810.20	1,810.20	10,257.80
31	Fax Machine	7,110			6,771	339	15%		50.85	50.85	288.15
32	Fire Safety	29,644			18,731	10,913	10%		1,091.30	1,091.30	9,821.70
33	Flag Stand and Pipe	2,950			2,608	342	10%		34.20	34.20	307.80
34	Folding Table	5,800			4,071	1,729	10%		172.90	172.90	1,556.10
35	Furniture & Dead Stock	78,541			69,414	9,127	15%		1,369.05	1,369.05	7,757.95
36	Gas Stove	1,050			960	90	15%		13.50	13.50	76.50
37	Generator	518,034			452,645	65,389	15%		9,808.35	9,808.35	55,580.65
38	Glass Board	27,000			25,513	1,487	15%		223.05	223.05	1,263.95
39	Hall Size Storewell	6,000			5,669	331	15%		49.65	49.65	281.35
40	H.P.Deskjet Printer	2,250			2,250	-	40%		-	-	-
41	HP Largerjet 1020 Plus	17,100			12,141	4,959	40%		1,983.60	1,983.60	2,975.40
42	H.P. Printer 1022	9,750			8,910	840	40%		336.00	336.00	504.00
43	HP Printer CP 1515N	7,425			6,828	597	40%		238.80	238.80	358.20
44	Laptop	83,000		60,770	54,195	89,575	40%		23,676.00	23,676.00	65,899.00
45	Letter Box	475			333	142	10%		14.20	14.20	127.80
46	Library Books	1,280,857.00			975,751	305,106	40%		122,042.40	122,042.40	183,063.60
47	Library Tables	78,000			67,461	10,539	10%		1,053.90	1,053.90	9,485.10
48	Locker	9,000			1,305	7,695	10%		769.50	769.50	6,925.50
49	Magazine Stand	2,472			2,186	286	10%		28.60	28.60	257.40
50	Master Lock	490			433	57	10%		5.70	5.70	51.30
51	Mic	5,196			3,728	1,468	15%		220.20	220.20	1,247.80
52	Notice Board	31,215			20,476	10,739	10%		1,073.90	1,073.90	9,665.10
53	Number Machine	1,445			1,231	214	15%		32.10	32.10	181.90
54	Office Tables	148,195			110,298	37,897	10%		3,789.70	3,789.70	34,107.30
55	OHP	14,077			11,541	2,536	10%		253.60	253.60	2,282.40
56	PCO Coin Box	2,500			2,234	266	15%		39.90	39.90	226.10
57	Plastic Chairs	22,110			19,549	2,561	10%		256.10	256.10	2,304.90
58	Platform	24,000			21,220	2,780	10%		278.00	278.00	2,502.00

SR. NO.	PARTICULARS	GROSS BLOCK AS AT 1.04.2020	ADDITIONS/ (DEDUCTIONS) (Before Sept)	ADDITIONS/ (DEDUCTIONS) (After Sept)	Fundwrite off	TOTAL (Rs.)	DEPRECIATION			W.D.V. AS AT 31.03.2021	
							RATE	UP TO 31.03.2020	DURING THE YEAR		TOTAL (Rs.)
59	Podium	6,115			4,944	1,171	10%		117.10	117.10	1,053.90
60	Portable Visual Presenter	23,000			17,154	5,846	10%		584.60	584.60	5,261.40
61	Printer 3005	38,480			38,475	5	40%		2.00	2.00	3.00
62	Projector Screen	4,307			1,723	2,584	40%		1,033.60	1,033.60	1,550.40
63	Pump	8,753			1,298	6,862	10%		189.10	189.10	1,701.90
64	Reading Table	12,980			1,298	11,682	10%		1,168.20	1,168.20	10,513.80
65	Risograph Digital Duplicator Machine	179,010			132,527	46,483	15%		6,972.45	6,972.45	39,510.55
66	Rolling White Screen	8,165			6,090	2,075	10%		207.50	207.50	1,867.50
67	Sanitary Napkin Incinerator	34,102			6,565	27,537	15%		4,130.55	4,130.55	23,406.45
68	Scanner	3,600			1,548	2,052	40%		820.80	820.80	1,231.20
69	Shoes Stand	12,750			10,294	2,456	15%		368.40	368.40	2,087.60
70	Side Table	5,007			3,436	1,571	10%		157.10	157.10	1,413.90
71	Slide Charger	3,350			335	3,015	10%		301.50	301.50	2,713.50
72	Slotted Angle Rack	23,718			2,372	21,346	10%		2,134.60	2,134.60	19,211.40
73	name boards	23,186			11,284	11,902	10%		1,190.20	1,190.20	10,711.80
74	Sound System	25,983			20,931	5,052	15%		757.80	757.80	4,294.20
75	Stools	14,210			12,357	1,853	10%		185.30	185.30	1,667.70
76	Storewell	86,200.50			70,594	15,607	10%		1,560.65	1,560.65	14,045.85
77	Tally	4,200			3,430	770	40%		308.00	308.00	462.00
78	Telephone Instruments	13,790			11,574	2,216	15%		332.40	332.40	1,883.60
79	Telephone Systems	60,545			52,879	7,666	15%		1,149.90	1,149.90	6,516.10
80	Time Attendant Machine	12,600	8,850		9,396	12,054	15%		1,808.10	1,808.10	10,245.90
81	UPS Stand	26,828			19,072	7,756	10%		775.60	775.60	6,980.40
82	Utensils	4,041			3,100	941	10%		94.10	94.10	846.90
83	Vaccum Cleaner	5,330			4,507	823	15%		123.45	123.45	699.55
84	Visitors Chairs	19,100			13,711	5,389	10%		538.90	538.90	4,850.10
85	Wall Clocks	1,765			1,353	412	10%		41.20	41.20	370.80
86	Water Coller	57,375			24,489	32,886	15%		4,932.90	4,932.90	27,953.10
87	Water Tank Stand	250			196	54	10%		5.40	5.40	48.60
88	Web Site	42,400			23,808	18,592	10%		1,859.20	1,859.20	16,732.80
89	Weighting Machine	900			769	131	15%		19.65	19.65	111.35
90	Wheel Chairs	51,004.50			26,141	24,864	10%		2,486.35	2,486.35	22,377.15
91	White Boards	66,598			40,305	26,293	10%		2,629.30	2,629.30	23,663.70
92	Wooden Chairs	17,000			13,937	3,063	10%		306.30	306.30	2,756.70
93	Writing Desk	3,360			2,755	605	10%		60.50	60.50	544.50
94	Writing Pad Chairs	74,375			54,906	19,469	10%		1,946.90	1,946.90	17,522.10
95	Weighting Scale	4,500			3,229	1,271	10%		127.10	127.10	1,143.90
96	Web Camera		12,240		-	12,240	40%		4,896.00	4,896.00	7,344.00
TOTAL RS.		14,766,502	21,090	60,770	11,953,287	2,895,075		-	661,495.27	661,495.27	2,233,580.20

SCHEDULE : F
EXPENDITURE ON OBJECTS OF THE TRUST

SR. NO.	PARTICULARS	AMOUNT AS AT 31.03.2021
1	Advertisement Exps.	329,200.00
2	Affiliation & Continuation	342,000.00
3	Bank Commission & Charges	1,007.84
4	Building REparing & Maint	461,695.00
5	Computer Maintenance	490,521.00
6	Computer Software Exps	337,309.00
7	Conveyance	27,380.00
8	Diesel Exp.	17,298.00
9	Education Seminar & Training Exps.	3,000.00
10	Electrical Work	19,450.00
11	Electricity Exps.	233,938.00
12	Eligibility Payment	84,000.00
13	EPF Administration Exps.	22,906.00
14	EPF Employers' Share	310,412.00
15	Examination Fee Payment	474,845.00
16	Fee Refund	434,450.00
17	Functions & Festivals	210.00
18	GST Paid	30,206.00
20	Gratuity Premium	488,977.00
21	Hospitality Expenses	20,677.00
22	Legal Expenses	300.00
23	Library Expenses	2,500.00
24	Medical Exps.	3,799.00
25	Office Exps.	16,739.00
26	Periodicals	3,678.00
27	Printing & Stationary	20,627.00
28	PROFESSIONAL FEE	4,000.00
29	Property Tax	43,156.00
30	Pro Rata Exp	84,611.00
31	RENT	3,609,348.00
32	Reparing & Maint	276,681.00
33	Salary Non Teaching	3,266,259.00
34	Salary Teaching	7,404,728.00
35	Sanitation & Cleaning Exps.	103,199.00
36	Sports Exps.	4,365.00
37	Student Remmuration	900.00
38	T.A.D.A.	23,500.00
39	Telephone Exps.	113,556.00
40	Uop Exam Exps.	270,003.00
41	Visiting Faculty Remuneration	32,550.00
42	Website Exp	14,573.00
43	Prior Period Expenses	1,564,882.00
44	Online Lecture Remmuration	652,050.00
	TOTAL RS.	21,645,485.84

SCHEDULE : G
OTHER INCOME

SR. NO.	PARTICULARS	AMOUNT AS AT 31.03.2021
1	miscellaneous receipts	9.00
2	Amount Written Bank	1,154,830.00
3	Sale of Scrap	1,269.00
	TOTAL RS.	1,156,108.00

SCHEDULE : D
CASH AND BANK BALANCES

SR. NO.	PARTICULARS	AMOUNT AS AT 31.03.2021
A	Cash in Hand	20,850.00
B	Cash at Bank :	
1	Bank of India S/B	36,150.00
2	Bank of India Student Fund	114,341.30
3	Bank of India Vidyanagari Ext. CD.A/c No.52	3,354,824.93
4	Bank of Maharashtra C/A No. 471	381,494.54
5	Central Bank of India	3,531,737.80
6	TJSB	2,427.00
7	Bank of India Gratuity A/c	102,032.00
	TOTAL RS.	7,543,857.57

SCHEDULE E
ADVANCES, DEPOSITS & OTHERS

SR. NO.	PARTICULARS	AMOUNT AS AT 31.03.2021
1	Advance	140,000.00
2	Telephone Deposit	7,686.00
3	Fee Recivable	10,168,290.00
4	Scolership Fee Recivable	1,224,020.00
5	Interest Receivable	58,559.45
	TOTAL (RS.)	11,598,555.45

SCHEDULE : H
PUNE VIDYARTHI GRIHA'S ACCOUNT

Particulars	Amount (RS.)	Particulars	Amount (RS.)
To balance b/d 01.04.2020	12,467,525.22	By Receipts made during the year	8,464,617.52
To TDS Receivable	8,544.00	By Equipment and Other Assets Funds	10,886,233.35
		By Depreciation Fund	11,381,923.28
		By Surplus transferred from Income & Expenditure A/C	4,460,377.24
31.03.2021 To Balance Carried over to balance sheet	22,717,082.17		
TOTAL RS.	35,193,151.39	TOTAL RS.	35,193,151.39

**Report of An Auditor Relating To Account Audited
Under Sub-Section (2) Of Section 33 & 34 And
Rule 19 Of The Bombay Public Trust Act 1950**

**A.H.JOSHI & Co.
CHARTERED ACCOUNTANTS
1907, SADASHIV PETH
NATU BAUG, PUNE - 411 030**

REGISTRATION NO. :

Name of the Public Trust

: PUNE VIDYARTHI GRIHA'S COLLEGE OF SCIENCE

ADDRESS

: S. NO. 44, VIDYANAGARI, PARVATI,
PUNE - 411 009.

FOR THE PERIOD FROM 01.04.2020 TO 31.03.2021


- | | |
|--|------|
| A) Whether accounts are maintained regularly and in accordance with the provisions of the Act and the rules : | YES |
| B) Whether receipts and disbursements are properly and correctly shown in the accounts : | YES |
| C) Whether the Cash balance and vouchers in the custody of the manager or trustee on the date of audit were produced before him : | YES |
| D) Whether all books deeds, accounts, vouchers or other documents or records required by the auditor were produced before him : | YES |
| E) Whether a register of movable and immovable properties is properly maintained, the changes therein are communicated from time to time to the regional office, and the defects and inaccuracies mentioned in the previous audit report have been duly complied with : | YES |
| F) Whether the manager or trustee or any other person required by the auditor to appear before him did so and furnished the necessary information required by him : | YES |
| G) Whether any property or funds of the Trust were applied for any object or purpose other than the object or purpose of The Trust : | NO |
| H) The amounts outstanding for more than one year and the amounts written off if any : | NO |
| I) Whether tenders were invited for repairs or construction involving expenditure exceeding Rs.5000/- | N.A. |
| J) Whether any money of the public trust has been invested contrary to the provisions of Section 35 : | NO |
| K) Alienation, if any, of the immovable property contrary to the provisions of section 36 which have come to the notice of the auditor : | NO |
| L) All cases of irregular illegal or improper expenditure, or failure or omission to recover monies or other property belonging to the public trust or of loss or waste of money or other property thereof and whether such expenditure failure, omission, loss or waste was caused in consequence of breach of trust or misapplication or any other misconduct on part of the trustees or any other person while in the management of the trust : | NO |

- M) Whether the budget has been filed in the form provided by rule 16A **N.A.**
- N) Whether the maximum and minimum number of the trustees is maintained : **YES**
- O) Whether the meetings are held regularly as provided in such instrument : **YES**
- P) Whether the minutes books of the proceeding of the meeting is maintained : **YES**
- Q) Whether any of the trustees has any interest in the investment of the trust : **NO**
- R) Whether any trustees is a debtor or creditor of the trust : **NO**
- S) Whether the irregularities pointed out by the auditors in the accounts of the previous year have been duly complied with by the trustees during the period of audit : **N.A.**
- T) Any special matter which the auditor may think fit or necessary to bring to the notice of the Deputy or Assistant Charity Commissioner. **NO**
-

DATE:
PLACE: PUNE

A.H.JOSHI & CO.
CHARTERED ACCOUNTANTS
FIRM REGISTRATION NO. : 112396W


S.A. JOSHI
(PARTNER)
Membership No.: 037772



Registration No. :
Name of the Public Trust : **PUNE VIDYARTHI GRIHA'S
COLLEGE OF SCIENCE**
Address: **S.NO. 44 VIDYANAGARI, PARVATI,
PUNE: 411009**


Statement of income liable to contribution for the period from 01.04.2020 to 31.03.2021


		Rs.	Rs.
I)	INCOME AS SHOWN IN THE INCOME AND EXPENDITURE ACCOUNT (SCHEDULE IX)		26,782,698.35
II)	ITEMS NOT CHARGABLE TO CONTRIBUTION UNDER SECTION 58 AND RULE 32 :		
i)	Donations received from other Public Trusts and Dharmadas.		As the whole of the income of the trust is utilised for educational / medical purpose, the trust is exempted from contributing towards the Public Trust Administration Fund u/s 58(2) of The Bombay Public
ii)	Grants Received from Government and Local authorities.		
iii)	Interest on Sinking or Depreciation Fund.		
iv)	Amount spent for the purpose of secular education		
v)	Amount spent for the purpose of medical relief		
vi)	Amount spent for the purpose of veterinary treatment of animals.		
vii)	Expenditure incurred from donations for relief of distress caused by scarcity, drought , flood , fire or other natural calamity.Earth quake		
viii)	Deductions out of income from lands used for agricultural purpose:-		
a)	Land Revenue and Local Fund Cess		
b)	Rent payable to superior landlord		
c)	Cost of production, if lands are cultivated by trust		
ix)	Deductions out of income from lands used for non agricultural purposes:-		
	Assessment Cesses and other Government or Municipal taxes		
b)	Ground rent payable to the superior landlord		
c)	Insurance premia		
d)	Repairs at 10% of gross rent of building		
e)	Cost of collection at 4% of gross rent of building let out.		
x)	Cost of collection of income or receipts from securities, stocks etc. at 1% of such income.		
xi)	Deductions on account of repairs in respect of building not rented and yielding no income at 10% of the estimates gross annual rent Gross Annual income chargeable to contribution		
III)	Gross Annual Income Chargeable to Contribution		NIL
IV)	Contribution @ 2%		NIL


Certified that while claiming deductions admissible under the above Schedule, the Trust has not claimed any amount twice, either wholly or partly, against any of the items mentioned in the Schedule which have the effect of double-deduction.

DATE:

FOR A.H.JOSHI & CO.
CHARTERED ACCOUNTANTS
FIRM REGISTRATION NO. : 112396W


(Trustee)


(Trustee)
Secretary
Pune Vidyarthi Griha
1786, Sadashiv Peth,
Pune - 411 030.


Chairman
Pune Vidyarthi Griha
1786, Sadashiv Peth,
Pune - 411 030.


S.A.JOSHI
(PARTNER)
M. NO. 037772

