

**PUNE VIDYARTHI GRIHA'S
COLLEGE OF SCIENCE & COMMERCE**

**44, VIDYANAGARI, PARVATI,
PUNE – 411009.**

**STATEMENT OF ACCOUNTS
FOR THE YEAR ENDED
31 ST MARCH 2024**

**A.H.JOSHI & CO.
CHARTERED ACCOUNTANTS
1907, SADASHIV PETH, NATU BAUG,
PUNE – 411030**

NAME OF THE PUBLIC TRUST: Pune Vidyarthi Griha's College of Science & Commerce

ADDRESS : S.NO. 44, VIDYANAGARI, PARVATI,
PUNE : 411 009.

COLLEGE OF SCIENCE & COMMERCE
BALANCE SHEET AS AT 31ST MARCH, 2024


FUNDS & LIABILITIES	SCH. NO.	AMOUNT (RS) AS AT 31.03.2023	AMOUNT (RS) AS AT 31.03.2024	PROPERTY AND ASSETS	SCH. NO.	AMOUNT (RS) AS AT 31.03.2023	AMOUNT (RS) AS AT 31.03.2024
A OTHER EARMARKED FUNDS (Created under the provisions of the trust deed on scheme or out of the income)		-	-	INVESTMENTS (Market value of the above investments is Rs.....)		2,34,50,822.95	1,81,53,169.95
B LOANS(SECURED OR UNSECURED)		1,07,954.00	1,83,866.00	FURNITURE, FIXTURES & OTHER ASSETS	C	41,01,371.87	48,21,650.65
F LIABILITIES				LOANS(SECURED OR UNSECURED)		-	-
SOCIETY'S ACCOUNT PUNE VIDYARTHI GRIHA'S A/c		4,86,56,846.19	5,31,30,467.18	ADVANCES, DEPOSITS & OTHERS	D	1,46,19,812.00	1,24,61,735.50
				CASH AND BANK BALANCES	E	65,92,793.37	1,78,77,777.08
				SOCIETY'S ACCOUNT PUNE VIDYARTHI GRIHA'S A/c	F	-	-
TOTAL (RS)		4,87,64,800.19	5,33,14,333.18	TOTAL (RS)		4,87,64,800.19	5,33,14,333.18

The above Balance Sheet to the best of my/our belief contains a true account of the Funds & Liabilities and of the Property & Assets of Trust.


Account Clerk
Principal
PVG's College of Science & Commerce


Director
Pune Vidyarthi Griha


Treasurer
Pune Vidyarthi Griha


Chairman
Pune Vidyarthi Griha

S.AJOSHI
(PARTNER)
M. NO.037772

AS PER OUR REPORT OF EVEN DATE
FOR A. H. JOSHI & CO
CHARTERED ACCOUNTANTS
(Firm Reg. No. 112396W)



DATE: 30/08/2024
PLACE: PUNE
UDIN: 24037772BKASIB3537


NAME OF THE PUBLIC TRUST: Pune Vidyarthi Griha's College of Science & Commerce







ADDRESS : S. NO. 44, VIDYANAGARI, PARVATI,
PUNE : 411 009.

COLLEGE OF SCIENCE & COMMERCE
INCOME AND EXPENDITURE ACCOUNT
FOR THE YEAR ENDED 31.3.2024

EXPENDITURE	SCH. NO.	AMOUNT (RS) FOR THE YEAR ENDED 31.03.2023	AMOUNT (RS) FOR THE YEAR ENDED 31.03.2024	INCOME	SCH. NO.	AMOUNT (RS) FOR THE YEAR ENDED 31.03.2023	AMOUNT (RS) FOR THE YEAR ENDED 31.03.2024
TO EXPENDITURE IN RESPECT OF PROPERTIES				BY RENT			
TO ESTABLISHMENT EXPENSES				BY INTEREST : Interest on FD Interest on SAVING		5,42,749.61	15,61,637.00
TO REMUNERATION TO TRUSTEES				BY DIVIDEND		4,980.00	108.00
TO LEGAL EXPENSES				BY DONATIONS IN CASH OR KIND			
TO AUDIT FEES				BY GRANTS			
TO CONTRIBUTION AND FEES				BY INCOME FROM OTHER SOURCES Other Income Fees Received	H	3,03,480.10	15,12,650.00
TO AMOUNTS WRITTEN OFF					I	4,52,49,111.90	6,31,63,914.00
TO MISCELLANEOUS EXPENSES				BY MISCELLANEOUS RECEIPTS			
TO DEPRECIATION	C	10,67,751.75	18,46,474.20	BY TRANSFER FROM RESERVE			
TO AMOUNTS TRANSFERRED TO RESERVE OR SPECIFIC FUNDS Equipments and Other Assets Fund	A						
TO EXPENDITURE ON OBJECTS OF THE TRUST	G	2,99,73,667.57	3,82,43,673.07				
TO SURPLUS CARRIED OVER TO Pune Vidyarthi Griha's A/c		1,50,58,902.29	2,61,48,161.73	BY DEFICIT CARRIED OVER TO Pune Vidyarthi Griha's A/c			
TOTAL (RS)		4,61,00,321.61	6,62,38,309.00	TOTAL (RS)		4,61,00,321.61	6,62,38,309.00

AS PER OUR REPORT OF EVEN DATE
FOR A. H. JOSHI & CO
CHARTERED ACCOUNTANTS
(Firm Reg. No. 112356W)



 Director
 Account Clerk
 Principal
 Treasurer
 Secretary
 Chairman
 Pune Vidyarthi Griha
 S.A. JOSHI
(PARTNER)
M. NO.037772

DATE: 30/08/2024
PLACE: PUNE
UDIN: 24037772BKASIB3537

SCHEDULE : B
LIABILITIES

SR. NO.	PARTICULARS	AMOUNT AS AT 31.03.2024	AMOUNT AS AT 31.03.2024
A	DEPOSITES :		
1	Caution Money		-
B	OTHERS :		
1	Electricity Exp. Payable	49,910.00	
2	Telephone Expenses Payable	2,405.00	
3	PVG Prakashan Vastu Bhandar	1,31,551.00	
4	GST Paybles	-	
			1,83,866.00
	TOTAL RS.		1,83,866.00




SCHEDULE : I
FEES RECEIVED

SR. NO.	PARTICULARS	AMOUNT AS AT 31.03.2024	AMOUNT AS AT 31.03.2024
A	Fees :		
	Fees Received:		
	Laboratory Fee	2,25,74,460.00	
	Tuition Fee	1,53,87,150.00	
	University Fee	32,25,505.00	
	Eligibility Fee	3,93,000.00	
	Caution Money	1,25,000.00	
	Other Fee 1	89,49,229.00	
	Other Fee 2	70,61,865.00	5,77,16,209.00
	Examination Fee Recd		50,69,890.00
TOTAL A		6,27,86,099.00	
B	Other Receipts :		
	Transcript Fee	2,170.00	
	Application Fee	3,67,245.00	
	Eligibility Form	-	
	ID Cards	8,400.00	
TOTAL B		3,77,815.00	
	Total Rs.		6,31,63,914.00



**SCHEDULE : C
SCHEDULE OF DEPRECIATION**


SR. NO.	PARTICULARS	W.D.V AS AT 01.04.2023	ADDITIONS BEFORE SEPTEMBER	ADDITIONS AFTER SEPTEMBER	DEDUCTIONS	TOTAL (RS.)	DEPRECIATION		W.D.V AS AT 31.03.2024
							Amount	RATE	
1	Air Conditioner	58,499.35	44,000	35,400		1,37,899.35	18,029.90	15%	1,19,869.45
2	Aluminium Rack	924.37				924.37	92.44	10%	831.93
3	Auguard	927.32				927.32	139.10	15%	788.22
4	Automatic Master Printer	2,318.76				2,318.76	927.50	40%	1,391.26
5	Barcode Scanner	236.44				236.44	35.47	15%	200.97
6	Cannon Copier Machine	41,414.13				41,414.13	6,212.12	15%	35,202.01
7	Benches	4,17,824.29	2,13,320.00			6,31,144.29	63,114.43	10%	5,68,029.86
8	Black Board	556.96				556.96	55.70	10%	501.26
9	Battery & UPS	4,62,031.71				4,62,031.71	69,304.76	15%	3,92,726.95
10	Bed	5,032.29				5,032.29	503.23	10%	4,529.06
11	Book Case	88,280.08				88,280.08	8,828.01	10%	79,452.07
12	Calculators	591.40				591.40	88.71	15%	502.69
13	CCTV	34,508.91		2,95,543.00		3,30,051.91	27,342.06	15%	3,02,709.85
14	Chairs	36,528.73				36,528.73	3,652.87	10%	32,875.86
15	Computer Lab. Tables	61,518.12				61,518.12	6,151.81	10%	55,366.31
16	Computers	13,47,592.87	17,59,380.00			31,06,972.87	12,42,789.15	40%	18,64,183.72
17	Cordless Mic	366.63				366.63	54.99	15%	311.64
18	Digital Projector	1,14,579.45	36,480.00			1,51,059.45	22,658.92	15%	1,28,400.53
19	DLP Remote	489.16				489.16	48.92	10%	440.24
20	DLP Trolley	1,556.42				1,556.42	155.64	10%	1,400.77
21	Dot Matrix Printer							40%	
22	Drum Set	545.96				545.96	81.89	15%	464.06
23	DVD	988.74				988.74	148.31	15%	840.43
24	Electrical & Installation	2,199.18				2,199.18	329.88	15%	1,869.30
25	Electronic Equipment	2,20,431.48				2,20,431.48	33,064.72	15%	1,87,366.77
26	Electronic Lab. Tables	2,612.01				2,612.01	261.20	10%	2,350.81
27	Emergency Lamp	310.74				310.74	46.61	15%	264.13
28	Epson LX 300 Printer	11.02				11.02	4.41	40%	6.61
29	Epson L3110 Printer	1,360.80				1,360.80	544.32	40%	816.48
30	Fan	7,411.26				7,411.26	1,111.69	15%	6,299.57
31	Fax Machine	208.19				208.19	31.23	15%	176.96
32	Fire Safety	7,955.58				7,955.58	795.56	10%	7,160.02
33	Flag Stand and Pipe	249.32				249.32	24.93	10%	224.39
34	Folding Table	1,260.44				1,260.44	126.04	10%	1,134.40
35	Furniture & Dead Stock	5,605.12				5,605.12	840.77	15%	4,764.35
36	Gas Stove	55.27				55.27	8.29	15%	46.98
37	Generator	40,157.02				40,157.02	6,023.55	15%	34,133.47
38	Glass Board	913.21				913.21	136.98	15%	776.23
39	Hall Size Storewell	203.28				203.28	30.49	15%	172.79
40	H.P. Deskjet Printer							40%	
41	HP Largejet 1020 Plus	1,071.14				1,071.14	428.46	40%	642.68
42	H.P. Printer 1022	181.44				181.44	72.58	40%	108.86
43	HP Printer CP 1515N	128.95				128.95	51.58	40%	77.37
44	Laptop	62,427.64				62,427.64	24,971.06	40%	37,456.58
45	Letter Box	103.52				103.52	10.35	10%	93.17
46	Library Books	1,07,776.54	3,500.00	1,15,593.00		2,26,869.54	67,629.21	40%	1,59,240.33
47	Library Tables	7,682.93				7,682.93	768.29	10%	6,914.64
48	Library Card Index	17,958.60				17,958.60	1,795.86	10%	16,162.74
49	Locker	5,609.66				5,609.66	560.97	10%	5,048.68
50	Magazine Stand	208.49				208.49	20.85	10%	187.64
51	Master Lock	41.55				41.55	4.16	10%	37.39
52	Maxhub Interactive Panel Mod	3,49,280.00				3,49,280.00	1,39,712.00	40%	2,09,568.00
53	Mic	901.54				901.54	135.23	15%	766.31
54	Notice Board	7,828.73				7,828.73	782.87	10%	7,045.86
55	Number Machine	131.42				131.42	19.71	15%	111.71
56	Office Tables	40,370.91				40,370.91	4,037.09	10%	36,333.82
57	OHP	1,848.74				1,848.74	184.87	10%	1,663.87
58	PCO Coin Box	163.35				163.35	24.50	15%	138.85
59	Plastic Chairs	1,866.97				1,866.97	186.70	10%	1,680.27
60	Platform	2,026.62				2,026.62	202.66	10%	1,823.96



SR. NO.	PARTICULARS	GROSS BLOCK AS AT 1.04.2023	ADDITIONS/ (DEDUCTIONS) (Before Sept)	ADDITIONS/ (DEDUCTIONS) (After Sept)	Fundwrite off	TOTAL (RS.)	DEPRECIATION DURING THE YEAR		W.D.V. AS AT 31.03.2024
							RATE	AMOUNT	
61	Podium	853.66				853.66	10%	85.37	768.29
62	Portable Visual Presenter	4,261.73				4,261.73	10%	426.17	3,835.56
63	Printer 3005	1.08				1.08	40%	0.43	0.65
64	Projector Screen	558.14				558.14	40%	223.26	334.88
65	Pump	1,378.54				1,378.54	10%	137.85	1,240.69
66	Reading Table	8,516.18				8,516.18	10%	851.62	7,664.56
67	Riograph Digital Duplicator M	2,62,673.12				2,62,673.12	15%	39,400.97	2,23,272.15
68	Rolling White Screen	1,512.68				1,512.68	10%	151.27	1,361.40
69	Sanitary Napkin Incinerator	16,911.16				16,911.16	15%	2,536.67	14,374.49
70	Scanner	443.23				443.23	40%	177.29	265.94
71	Shoes Stand	1,508.29				1,508.29	15%	226.24	1,282.05
72	Side Table	1,145.26				1,145.26	10%	114.53	1,030.73
73	Slide Charger	2,197.94				2,197.94	10%	219.79	1,978.14
74	Slotted Angle Rack	15,561.23				15,561.23	10%	1,556.12	14,005.11
75	name boards	8,676.56				8,676.56	10%	867.66	7,808.90
76	Sound System	3,102.56				3,102.56	15%	465.38	2,637.18
77	Stools	1,350.84				1,350.84	10%	135.08	1,215.76
78	Storwell	42,319.13	9,800			52,119.13	10%	5,211.91	46,907.22
79	Tally	166.32				166.32	40%	66.53	99.79
80	Telephone Instruments	1,360.90				1,360.90	15%	204.14	1,156.76
81	Telephone Systems	4,707.88				4,707.88	15%	706.18	4,001.70
82	Time Attendant Machine	7,402.66				7,402.66	15%	1,110.40	6,292.26
83	UPS Stand	5,654.12				5,654.12	10%	565.41	5,088.71
84	Utensils	685.99				685.99	10%	68.60	617.39
85	Vacuum Cleaner	505.43				505.43	15%	75.81	429.62
86	Visitors Chairs	3,928.58				3,928.58	10%	392.86	3,535.72
87	Wall Clocks	300.35				300.35	10%	30.03	270.31
88	Water Coller	20,196.11				20,196.11	15%	3,029.42	17,166.69
89	Water Tank Stand	39.37				39.37	10%	3.94	35.43
90	Web Site	13,553.57				13,553.57	10%	1,355.36	12,198.21
91	Weighting Machine	80.45				80.45	15%	12.07	68.38
92	Wheel Chairs	28,639.29				28,639.29	10%	2,863.93	25,775.36
93	White Boards	19,167.60				19,167.60	10%	1,916.76	17,250.84
94	Wooden Chairs	2,232.93				2,232.93	10%	223.29	2,009.64
95	Writing Desk	441.05				441.05	10%	44.10	396.94
96	Writing Pad Chairs	14,192.90				14,192.90	10%	1,419.29	12,773.61
97	Weighting Scale	926.56				926.56	10%	92.66	833.90
98	Web Camera	2,643.84				2,643.84	40%	1,057.54	1,586.30
99	Printer Brother	17,327				17,327.20	40%	6,930.88	10,396.32
100	Printer HP JM125a	8382.72				8,382.72	40%	3,353.09	5,029.63
101	Printer HP LJPro		21,700	8,850		30,550.00	40%	10,450.00	20,100.00
	TOTAL RS.	41,01,371.87	21,11,367.00	4,55,386.00	-	66,68,124.87		18,46,474.20	48,21,650.65

Expenditure on Infrastructure Development

Total = 2566753




SCHEDULE : G
EXPENDITURE ON OBJECTS OF THE TRUST

SR. NO.	PARTICULARS	AMOUNT AS AT 31.03.2024
1	Salary Expenses	1,82,83,475.00
2	Advertisement Exps.	6,58,818.32
3	Affiliation & Continuation	5,60,923.00
4	Audit Fees	28,320.00
5	Bank Commission & Charges	8,631.57
6	Computer Maintenance	5,56,934.00
7	Computer Software Exps	6,18,438.00
8	Conveyance	1,27,643.00
9	Diesel Exp.	35,702.00
10	Education Seminar & Training Exps.	64,100.00
11	Electrical Work	1,65,461.00
12	Electricity Exps.	4,58,960.00
13	Electronics Equipments Maintenance	11,017.00
14	Eligibility Exp	4,17,670.00
15	EPF Administration Exps.	175,713.00
16	EPF Employers' Share	8,35,119.00
17	Examination Exps.	8,74,318.00
18	Examination Fee Payment	31,55,603.00
19	Functions & Festivals	17,110.00
20	Gathering & Cultural Exps.	11,62,553.00
21	Gratuity Premium	3,33,542.00
22	Hospitality Expenses	2,14,229.00
23	Library Expenses	92,347.00
24	Office Exps.	3,61,641.00
25	Periodicals	29,805.00
26	Postage	180.00
27	Printing & Stationary	9,47,383.00
28	Professional Fee	30,000.00
29	Property Tax	39,294.00
30	Pro Rata Exp	4,34,610.00
31	Rent	36,09,348.00
32	Reparing & Maint	9,90,661.58
33	Sanitation & Cleaning Exps.	5,16,697.00
34	Security Exp	71,806.00
35	Sports Exps.	41,417.00
36	Student Remmuration	1,778.00
37	Telephone Exps.	1,39,207.00
38	Travelling Allowance	1,12,000.00
39	Uop Exam Exps.	6,11,518.00
40	Visiting Faculty Remuneration	14,83,000.00
41	Website Exp	31,765.60
42	Amounts Written Back	34,935.00
	TOTAL RS.	3,82,43,673.07

Expenditure on Physical facilities & Academic Support facilities
 Total = 2925368.18
 Total Expenditure = 98243673.07
 less Salary = 21010849
 Add Infrastructure = 17232824.07
 Development = 2566753
 19799577.07

SCHEDULE : H
OTHER INCOME

SR. NO.	PARTICULARS	AMOUNT AS AT 31.03.2024
1	Miscellaneous receipts	-
2	Sale of Scrap	15,080.00
3	Out of Turns	6,550.00
4	Fine	631.00
5	UOP Exam Received	14,88,189.00
6	Fee Structure Fee	700.00
7	Leaving Certificate Fees	1,500.00
	TOTAL RS.	15,12,650.00




SCHEDULE : E
CASH AND BANK BALANCES

SR. NO.	PARTICULARS	AMOUNT AS AT 31.03.2024
A	Cash in Hand	38,443.00
B	Cash at Bank :	
1	Bank of India S/B	36,150.00
2	Bank of India Student Fund	62,059.30
3	Bank of India Vidyanagari Ext. CD.A/c No.52	1,30,80,249.69
4	Bank of Maharashtra C/A No. 471	12,92,475.70
5	Central Bank of India	32,35,128.39
6	Thane Janata Sahakari Bank	3,943.00
7	Bank of India Gratuity A/c	1,29,328.00
	TOTAL RS.	1,78,77,777.08


SCHEDULE D
ADVANCES, DEPOSITS & OTHERS

SR. NO.	PARTICULARS	AMOUNT AS AT 31.03.2024
1	Advance to Employee	32,200.00
2	Advance to modern School Furniture	68,094.00
3	Telephone Deposit	7,686.00
4	Fee Recivable	89,27,041.00
5	Scolership Fee Recivable	29,81,119.50
6	Interest Receivable	4,45,595.00
7	TDS Receivable	-
	TOTAL (RS.)	1,24,61,735.50



SCHEDULE : F
PUNE VIDYARTHI GRIHA'S ACCOUNT

Particulars	AMOUNT (RS) 31.03.2024	Particulars	AMOUNT (RS) 31.03.2024
		01.04.2023 To balance b/d	4,86,56,846.17
To Payment made during the year	2,21,75,334.72	By Receipts made during the year	5,00,794.00
31.03.2024	5,31,30,467.18	By Surplus transferred from Income & Expenditure A/C	2,61,48,161.73
To Balance Carried over to balance sheet			
TOTAL RS.	7,53,05,801.90	TOTAL RS.	7,53,05,801.90



Report of An Auditor Relating To Account Audited
Under Sub-Section (2) Of Section 33 & 34 And
Rule 19 Of The Bombay Public Trust Act 1950

A.H.JOSHI & Co.
CHARTERED ACCOUNTANTS
1907, SADASHIV PETH
NATU BAUG, PUNE - 411 030

REGISTRATION NO.

:

Name of the Public Trust


: PUNE VIDYARTHI GRIHA'S COLLEGE OF SCIENCE & COMMERCE

ADDRESS

: S. NO. 44, VIDYANAGARI, PARVATI,
PUNE - 411 009.

FOR THE PERIOD FROM 01.04.2023 TO 31.03.2024

- A) Whether accounts are maintained regularly and in accordance with the provisions of the Act and the rules : YES
- B) Whether receipts and disbursements are properly and correctly shown in the accounts : YES
- C) Whether the Cash balance and vouchers in the custody of the manager or trustee on the date of audit were produced before him : YES
- D) Whether all books deeds, accounts, vouchers or other documents or records required by the auditor were produced before him : YES
- E) Whether a register of movable and immovable properties is properly maintained, the changes therein are communicated from time to time to the regional office, and the defects and inaccuracies mentioned in the previous audit report have been duly complied with : YES
- F) Whether the manager or trustee or any other person required by the auditor to appear before him did so and furnished the necessary information required by him : YES
- G) Whether any property or funds of the Trust were applied for any object or purpose other than the object or purpose of The Trust : NO
- H) The amounts outstanding for more than one year and the amounts written off if any : NO
- I) Whether tenders were invited for repairs or construction involving expenditure exceeding Rs.5000/- N.A.
- J) Whether any money of the public trust has been invested contrary to the provisions of Section 35 : NO
- K) Alienation, if any, of the immovable property contrary to the provisions of section 36 which have come to the notice of the auditor : NO
- L) All cases of irregular illegal or improper expenditure, or failure or omission to recover monies or other property belonging to the public trust or of loss or waste of money or other property thereof and whether such expenditure failure, omission, loss or waste was caused in consequence of breach of trust or misapplication or any other misconduct on part of the trustees or any other person while in the management of the trust : NO



Registration No. :
Name of the Public Trust : PUNE VIDYARTHI GRIHA'S
COLLEGE OF SCIENCE & COMMERCE
Address: S.NO. 44 VIDYANAGARI, PARVATI,
PUNE: 411009

Statement of Income liable to contribution for the period from 01.04.2023 to 31.03.2024

		Rs.	Rs.
I)	INCOME AS SHOWN IN THE INCOME AND EXPENDITURE ACCOUNT (SCHEDULE IX)		6,62,38,309.00
II)	ITEMS NOT CHARGABLE TO CONTRIBUTION UNDER SECTION 58 AND RULE 32 :		
i)	Donations received from other Public Trusts and Dharmadas.		As the whole of the income of the trust is utilised for educational / medical purpose, the trust is exempted from contributing towards the Public Trust Administration Fund u/s 58(2) of The Bombay Public Trust Act, 1950
ii)	Grants Received from Government and Local authorities.		
iii)	Interest on Sinking or Depreciation Fund.		
iv)	Amount spent for the purpose of secular education		
v)	Amount spent for the purpose of medical relief		
vi)	Amount spent for the purpose of veterinary treatment of animals.		
vii)	Expenditure incurred from donations for relief of distress caused by scarcity, drought , flood , fire or other natural calamity.Earth quake		
viii)	Deductions out or income from lands used for agricultural purpose:-		
a)	Land Revenue and Local Fund Cess		
b)	Rent payable to superior landlord		
c)	Cost of production, if lands are cultivated by trust		
ix)	Deductions out of income from lands used for non agricultural purposes:-		
a)	Assessment Cesses and other Government or Municipal taxes		
b)	Ground rent payable to the superior landlord		
c)	Insurance premia		
d)	Repairs at 10% of gross rent of building		
e)	Cost of collection at 4% of gross rent of building let out.		
x)	Cost of collection of income or receipts from securities, stocks etc. at 1% of such income.		
xi)	Deductions on account of repairs in respect of building not rented and yielding no income at 10% of the estimates gross annual rent Gross Annual income chargeable to contribution		
III)	Gross Annual Income Chargeable to Contribution		NIL
IV)	Contribution @ 2%		NIL

Certified that while claiming deductions admissible under the above Schedule, the Trust has not claimed any amount twice, either wholly or partly, against any of the items mentioned in the Schedule which have the effect of double-deduction.

DATE: 30/08/2024

(Trustee)

(Trustee)

FOR A.H.JOSHI & CO.
CHARTERED ACCOUNTANTS
FIRM REGISTRATION NO. : 112396W

S.A.JOSHI
(PARTNER)
M. NO. 037772

